

**Institution: University of Florida (134130)****User ID: 88G4438****Completions Overview**

Welcome to the IPEDS Completions survey component. The Completions component is one of several IPEDS components that is conducted during the Fall data collection period. It collects the number of degrees and certificates awarded by field of study, level of award, race/ethnicity, and gender. The reporting period for the Completions component is during the 12-month time period beginning July 1 of the previous calendar year and ending June 30 of the current calendar year; therefore, for this year's Completions component, the reporting period is between July 1, 2018 and June 30, 2019. The Completions component is also collecting the number of students (e.g., completers) who earned awards between July 1, 2018 and June 30, 2019.

**Changes to reporting for 2019-20**

- The term 'contact hour' has been replaced with the term 'clock hour'
- The term 'formal award' has been replaced with the term 'recognized postsecondary credential'
- There is a new instruction to exclude students participating in Experimental Pell (See <https://experimentalsites.ed.gov/exp/approved.html>)

For 2020-21 changes, please review the preview screens available on the [Survey Materials](#) page. For more information on updates to CIP codes, see below.

**CIP codes will need to be updated for the 2020-21 data collection.**

The [CIP 2020 Website](#) includes a list of new CIP codes, a list of deleted CIP codes, a list of moved CIP Codes, and an online crosswalk of the 2010 CIP and 2020 CIP.

**Some common Completions component errors include the following:**

- Including award levels on your current year Completions that were not reported on your previous year's (PY) Institutional Characteristics (IC). [Award levels in the PY IC component cannot be changed; therefore, contact the IPEDS Help Desk at 1-877-225-2568 if you need assistance.]
- Forgetting to select CIP codes for new programs of study that are offered by the institution, but do not have completions for the reporting period.
- Forgetting to enter in zero in at least one of the cells for CIP codes that do not have completions.
- Even though Teacher Preparation certificate programs may require a bachelor's degree for admission, they are considered sub-bacalaureate undergraduate programs, and students in these programs are undergraduate students.

Keep in mind that some information provided by institutions on the Completions component appear in the [College Navigator](#), which is a major tool used by consumers searching for information about postsecondary education. It is therefore vitally important that you include accurate information about your institution.

Survey materials can be downloaded using the following link: [Survey Materials](#).

To access your prior year data submission for this component: [Reported Data](#)

**Completions CIP Data**

CIPCODE	Award Level	Major	Gender	Non Resident Alien	Hispanic / Latino	American Indian or Alaska Native	Asian	Black or African American	Native Hawaiian or Other Pacific Islander	White	Two or more Races	Race/ ethnicity unknown	Total	distance education program
01.0103 Agricultural Economics	5 - Bachelor's degree	1	Men	10	11	0	3	3	0	76	6	2	111	
			Women	1	7	0	3	1	1	22	1	0	36	
			Total	11	18	0	6	4	1	98	7	2	147	No
01.0103 Agricultural Economics	7 - Master's degree	1	Men	0	1	0	0	1	0	6	0	0	8	
			Women	4	0	0	1	0	0	0	0	0	5	
			Total	4	1	0	1	1	0	6	0	0	13	No
01.0103 Agricultural Economics	17 - Doctor's degree - research / scholarship	1	Men	2	0	0	0	0	0	0	0	0	2	
			Women	2	0	0	0	0	0	1	0	0	3	
			Total	4	0	0	0	0	0	1	0	0	5	No
01.0401 Agricultural and Food Products Processing	5 - Bachelor's degree	1	Men	0	0	0	0	0	0	0	0	0	0	
			Women	0	0	0	0	0	0	0	0	0	0	
			Total	0	0	0	0	0	0	0	0	0	0	No
01.0603 Ornamental Horticulture	5 - Bachelor's degree	1	Men	0	0	0	0	0	0	0	0	0	0	
			Women	0	0	0	0	0	0	0	0	0	0	
			Total	0	0	0	0	0	0	0	0	0	0	No
01.0901 Animal Sciences, General	5 - Bachelor's degree	1	Men	0	8	0	0	1	0	7	0	0	16	
			Women	0	40	0	3	6	0	80	4	1	134	
			Total	0	48	0	3	7	0	87	4	1	150	No
01.0901 Animal Sciences, General	7 - Master's degree	1	Men	3	2	0	0	0	0	2	0	0	7	
			Women	2	2	0	0	0	0	9	0	1	14	
			Total	5	4	0	0	0	0	11	0	1	21	No
01.0901 Animal Sciences, General	17 - Doctor's degree - research / scholarship	1	Men	2	0	0	0	0	0	0	0	0	2	
			Women	6	0	0	0	0	0	3	0	0	9	
			Total	8	0	0	0	0	0	3	0	0	11	No
01.0901 Animal Sciences, General	5 - Bachelor's degree	2	Men	0	0	0	0	0	0	0	0	0	0	
			Women	0	0	0	0	0	0	1	0	0	1	
			Total	0	0	0	0	0	0	1	0	0	1	No
01.1001 Food Science	5 - Bachelor's degree	1	Men	0	3	0	2	0	0	3	1	0	9	
			Women	0	3	0	1	0	0	8	0	0	12	
			Total	0	6	0	3	0	0	11	1	0	21	No
01.1001 Food Science	6 - Postbaccalaureate certificates	1	Men	0	0	0	0	0	0	0	0	0	0	
			Women	0	0	0	0	0	0	0	0	0	0	
			Total	0	0	0	0	0	0	0	0	0	0	No
01.1001 Food Science	7 - Master's degree	1	Men	0	1	0	0	0	0	2	0	0	3	
			Women	0	0	0	2	0	0	6	0	1	9	
			Total	0	1	0	2	0	0	8	0	1	12	No
01.1001 Food Science	17 - Doctor's degree - research / scholarship	1	Men	2	0	0	0	0	0	0	0	0	2	
			Women	1	0	0	0	0	0	0	0	0	1	
			Total	3	0	0	0	0	0	0	0	0	3	No
01.1001 Food Science	5 - Bachelor's degree	2	Men	0	0	0	0	0	0	0	0	0	0	
			Women	0	0	0	0	0	0	0	0	0	0	
			Total	0	0	0	0	0	0	0	0	0	0	No
01.1101 Plant Sciences, General		1	Men	0	0	0	0	0	0	0	0	0	0	
			Women	0	0	0	0	0	0	1	0	0	1	

CIPCODE	Award Level	Major	Gender	Non Resident Alien	Hispanic / Latino	American Indian or Alaska Native	Asian	Black or African American	Native Hawaiian or Other Pacific Islander	White	Two or more Races	Race/ ethnicity unknown	Total	distance education program
	2 - Awards of at least 1 but less than 2 academic years		Total	0	0	0	0	0	0	1	0	0	1	No
01.1101 Plant Sciences, General	5 - Bachelor's degree	1	Men	1	4	0	0	1	0	8	0	2	16	
			Women	0	6	0	0	0	0	16	2	0	24	
			Total	1	10	0	0	1	0	24	2	2	40	No
01.1102 Agronomy and Crop Science	6 - Postbaccalaureate certificates	1	Men	1	0	0	0	0	0	1	0	0	2	
			Women	0	0	0	0	0	0	1	0	0	1	
			Total	1	0	0	0	0	0	2	0	0	3	No
01.1102 Agronomy and Crop Science	7 - Master's degree	1	Men	2	0	0	0	0	0	7	0	0	9	
			Women	1	0	0	0	0	0	2	0	0	3	
			Total	3	0	0	0	0	0	9	0	0	12	Yes
01.1102 Agronomy and Crop Science	17 - Doctor's degree - research / scholarship	1	Men	4	0	0	0	0	0	0	0	0	4	
			Women	1	0	0	0	0	0	1	0	0	2	
			Total	5	0	0	0	0	0	1	0	0	6	No
01.1103 Horticultural Science	5 - Bachelor's degree	1	Men	0	0	0	1	0	0	7	0	0	8	
			Women	2	0	0	0	0	0	6	0	0	8	
			Total	2	0	0	1	0	0	13	0	0	16	No
01.1103 Horticultural Science	7 - Master's degree	1	Men	7	0	0	0	1	0	6	0	0	14	
			Women	3	0	0	0	0	0	3	0	0	6	
			Total	10	0	0	0	1	0	9	0	0	20	No
01.1103 Horticultural Science	17 - Doctor's degree - research / scholarship	1	Men	0	0	0	0	0	0	1	0	1	2	
			Women	2	0	0	1	0	0	1	0	0	4	
			Total	2	0	0	1	0	0	2	0	1	6	No
01.1199 Plant Sciences, Other	18 - Doctor's degree - professional practice	1	Men	1	0	0	0	0	0	3	0	0	4	
			Women	0	1	0	1	0	0	1	0	0	3	
			Total	1	1	0	1	0	0	4	0	0	7	No
01.1201 Soil Science and Agronomy, General	5 - Bachelor's degree	1	Men	0	0	0	0	0	0	0	0	0	0	
			Women	0	0	0	0	0	0	2	0	0	2	
			Total	0	0	0	0	0	0	2	0	0	2	No
01.1201 Soil Science and Agronomy, General	6 - Postbaccalaureate certificates	1	Men	2	0	0	0	1	0	2	0	1	6	
			Women	0	2	0	0	0	0	1	0	1	4	
			Total	2	2	0	0	1	0	3	0	2	10	No
01.1201 Soil Science and Agronomy, General	7 - Master's degree	1	Men	0	1	0	0	0	0	4	0	0	5	
			Women	1	3	1	0	1	0	6	0	1	13	
			Total	1	4	1	0	1	0	10	0	1	18	Yes
01.1201 Soil Science and Agronomy, General	17 - Doctor's degree - research / scholarship	1	Men	4	0	0	0	0	0	1	0	0	5	
			Women	2	0	0	0	0	0	0	0	0	2	
			Total	6	0	0	0	0	0	1	0	0	7	No
03.0104 Environmental Science	5 - Bachelor's degree	1	Men	0	2	0	0	0	0	9	0	1	12	
			Women	0	7	0	1	0	0	16	1	0	25	
			Total	0	9	0	1	0	0	25	1	1	37	No
03.0301 Fishing and Fisheries Sciences and Management	6 - Postbaccalaureate certificates	1	Men	1	0	0	0	0	0	1	0	2	4	
			Women	0	0	0	1	2	0	8	0	4	15	
			Total	1	0	0	1	2	0	9	0	6	19	No
03.0301	7 - Master's degree	1	Men	1	0	0	0	0	0	13	0	0	14	

CIPCODE	Award Level	Major	Gender	Non Resident Alien	Hispanic / Latino	American Indian or Alaska Native	Asian	Black or African American	Native Hawaiian or Other Pacific Islander	White	Two or more Races	Race/ ethnicity unknown	Total	distance education program
Fishing and Fisheries Sciences and Management			Women	0	1	0	0	1	0	8	0	0	10	
			Total	1	1	0	0	1	0	21	0	0	24	Yes
03.0301 Fishing and Fisheries Sciences and Management	17 - Doctor's degree - research / scholarship	1	Men	0	0	0	0	0	0	2	0	0	2	
			Women	0	0	0	0	0	0	5	0	0	5	
			Total	0	0	0	0	0	0	7	0	0	7	No
03.0501 Forestry, General	2 - Awards of at least 1 but less than 2 academic years	1	Men	1	0	0	0	0	0	2	0	0	3	
			Women	0	0	0	0	0	0	1	0	0	1	
			Total	1	0	0	0	0	0	3	0	0	4	No
03.0501 Forestry, General	5 - Bachelor's degree	1	Men	0	1	1	1	0	0	26	0	1	30	
			Women	0	3	0	1	0	0	23	3	1	31	
			Total	0	4	1	2	0	0	49	3	2	61	No
03.0501 Forestry, General	6 - Postbaccalaureate certificates	1	Men	3	1	0	0	0	0	8	0	1	13	
			Women	0	0	0	0	0	0	8	0	0	8	
			Total	3	1	0	0	0	0	16	0	1	21	No
03.0501 Forestry, General	7 - Master's degree	1	Men	4	1	0	0	1	0	9	0	1	16	
			Women	1	2	0	0	0	0	14	1	1	19	
			Total	5	3	0	0	1	0	23	1	2	35	Yes
03.0501 Forestry, General	17 - Doctor's degree - research / scholarship	1	Men	3	0	0	0	0	0	5	0	0	8	
			Women	2	0	0	0	0	0	2	0	0	4	
			Total	5	0	0	0	0	0	7	0	0	12	No
03.0601 Wildlife, Fish and Wildlands Science and Management	5 - Bachelor's degree	1	Men	0	2	0	0	0	0	11	2	0	15	
			Women	0	12	0	1	0	0	36	3	0	52	
			Total	0	14	0	1	0	0	47	5	0	67	No
03.0601 Wildlife, Fish and Wildlands Science and Management	7 - Master's degree	1	Men	2	0	0	0	0	0	3	0	0	5	
			Women	3	0	0	0	0	0	10	0	0	13	
			Total	5	0	0	0	0	0	13	0	0	18	Yes
03.0601 Wildlife, Fish and Wildlands Science and Management	17 - Doctor's degree - research / scholarship	1	Men	0	0	0	1	0	0	0	0	0	1	
			Women	1	1	0	0	1	0	4	0	1	8	
			Total	1	1	0	1	1	0	4	0	1	9	No
03.0601 Wildlife, Fish and Wildlands Science and Management	5 - Bachelor's degree	2	Men	0	0	0	0	0	0	1	0	0	1	
			Women	0	0	0	0	0	0	0	0	0	0	
			Total	0	0	0	0	0	0	1	0	0	1	No
04.0201 Architecture	5 - Bachelor's degree	1	Men	3	12	0	3	1	0	24	3	1	47	
			Women	1	15	0	5	5	1	19	0	1	47	
			Total	4	27	0	8	6	1	43	3	2	94	No
04.0201 Architecture	6 - Postbaccalaureate certificates	1	Men	0	0	0	0	0	0	0	0	0	0	
			Women	0	0	0	0	0	0	0	0	0	0	
			Total	0	0	0	0	0	0	0	0	0	0	No
04.0201 Architecture	7 - Master's degree	1	Men	3	7	0	1	1	0	5	0	0	17	
			Women	7	4	0	0	0	0	9	0	0	20	
			Total	10	11	0	1	1	0	14	0	0	37	Yes
04.0201 Architecture	17 - Doctor's degree - research / scholarship	1	Men	11	0	0	0	0	0	1	0	0	12	
			Women	5	1	0	0	1	0	5	0	0	12	
			Total	16	1	0	0	1	0	6	0	0	24	No
04.0301		1	Men	0	0	0	0	1	0	5	0	0	6	
			Women	0	1	0	1	0	0	4	0	2	8	

CIPCODE	Award Level	Major	Gender	Non Resident Alien	Hispanic / Latino	American Indian or Alaska Native	Asian	Black or African American	Native Hawaiian or Other Pacific Islander	White	Two or more Races	Race/ ethnicity unknown	Total	distance education program
City/Urban, Community and Regional Planning	6 - Postbaccalaureate certificates		Total	0	1	0	1	1	0	9	0	2	14	No
04.0301 City/Urban, Community and Regional Planning	7 - Master's degree	1	Men	5	1	0	0	0	0	7	0	1	14	
Women			9	2	0	1	2	0	6	0	0	20		
Total			14	3	0	1	2	0	13	0	1	34	Yes	
04.0601 Landscape Architecture	5 - Bachelor's degree	1	Men	0	0	0	0	0	0	2	0	1	3	
Women			0	1	0	0	1	0	3	0	1	6		
Total			0	1	0	0	1	0	5	0	2	9	No	
04.0601 Landscape Architecture	7 - Master's degree	1	Men	1	0	0	0	0	0	2	0	1	4	
Women			5	0	0	0	0	0	2	0	0	7		
Total			6	0	0	0	0	0	4	0	1	11	No	
05.0103 Asian Studies/Civilization	5 - Bachelor's degree	1	Men	0	0	0	0	0	0	0	0	0	0	
Women			0	0	0	0	0	0	0	0	0	0	0	
Total			0	0	0	0	0	0	0	0	0	0	0	No
05.0107 Latin American Studies	6 - Postbaccalaureate certificates	1	Men	0	0	0	0	0	0	1	0	0	1	
Women			1	4	0	0	1	0	2	0	0	8		
Total			1	4	0	0	1	0	3	0	0	9	No	
05.0107 Latin American Studies	7 - Master's degree	1	Men	0	1	0	0	0	0	1	1	0	3	
Women			2	1	0	0	0	0	4	0	0	7		
Total			2	2	0	0	0	0	5	1	0	10	No	
05.0201 African-American/Black Studies	5 - Bachelor's degree	1	Men	0	1	0	0	8	0	3	0	0	12	
Women			0	2	0	0	10	0	0	1	0	13		
Total			0	3	0	0	18	0	3	1	0	25	No	
05.0201 African-American/Black Studies	5 - Bachelor's degree	2	Men	0	0	0	0	0	0	0	0	0	0	
Women			0	0	0	0	2	0	1	0	0	3		
Total			0	0	0	0	2	0	1	0	0	3	No	
05.0207 Women's Studies	5 - Bachelor's degree	1	Men	1	0	0	0	0	0	0	0	0	1	
Women			0	4	0	2	1	0	6	3	1	17		
Total			1	4	0	2	1	0	6	3	1	18	No	
05.0207 Women's Studies	6 - Postbaccalaureate certificates	1	Men	0	0	0	0	0	0	0	0	0	0	
Women			1	1	0	1	1	0	5	0	0	9		
Total			1	1	0	1	1	0	5	0	0	9	No	
05.0207 Women's Studies	7 - Master's degree	1	Men	0	0	0	0	0	0	1	0	0	1	
Women			1	0	0	0	0	0	3	1	0	5		
Total			1	0	0	0	0	0	4	1	0	6	No	
05.0207 Women's Studies	5 - Bachelor's degree	2	Men	0	0	0	0	0	0	0	0	0	0	
Women			0	1	0	0	1	0	2	0	0	4		
Total			0	1	0	0	1	0	2	0	0	4	No	
09.0102 Mass Communication/Media Studies	6 - Postbaccalaureate certificates	1	Men	0	2	0	0	0	0	3	0	1	6	
Women			0	6	0	1	0	0	14	0	2	23		
Total			0	8	0	1	0	0	17	0	3	29	No	
09.0102 Mass Communication/Media Studies	7 - Master's degree	1	Men	1	1	0	0	1	0	13	0	1	17	
Women			5	15	0	1	5	0	51	1	2	80		
Total			6	16	0	1	6	0	64	1	3	97	Yes	
09.0102		1	Men	1	0	0	0	0	0	6	0	0	7	

CIPCODE	Award Level	Major	Gender	Non Resident Alien	Hispanic / Latino	American Indian or Alaska Native	Asian	Black or African American	Native Hawaiian or Other Pacific Islander	White	Two or more Races	Race/ ethnicity unknown	Total	distance education program
Mass Communication/Media Studies	17 - Doctor's degree - research / scholarship		Women	4	1	0	0	1	0	2	0	0	8	
			Total	5	1	0	0	1	0	8	0	0	15	No
09.0401 Journalism	5 - Bachelor's degree	1	Men	1	4	0	0	1	0	19	2	0	27	
			Women	0	17	1	3	3	0	47	1	2	74	
			Total	1	21	1	3	4	0	66	3	2	101	No
09.0701 Radio and Television	5 - Bachelor's degree	1	Men	2	13	0	3	7	0	35	2	1	63	
			Women	0	42	0	4	16	1	73	5	3	144	
			Total	2	55	0	7	23	1	108	7	4	207	Yes
09.0902 Public Relations/Image Management	2 - Awards of at least 1 but less than 2 academic years	1	Men	0	0	0	0	0	0	0	2	0	2	
			Women	0	3	0	1	1	0	2	1	0	8	
			Total	0	3	0	1	1	0	2	3	0	10	No
09.0902 Public Relations/Image Management	5 - Bachelor's degree	1	Men	0	8	0	2	1	0	11	2	3	27	
			Women	4	37	0	6	10	1	96	10	4	168	
			Total	4	45	0	8	11	1	107	12	7	195	Yes
09.0903 Advertising	5 - Bachelor's degree	1	Men	1	18	0	4	1	0	28	1	1	54	
			Women	4	41	0	9	2	0	91	4	2	153	
			Total	5	59	0	13	3	0	119	5	3	207	No
09.0903 Advertising	7 - Master's degree	1	Men	0	0	0	0	0	0	0	0	0	0	
			Women	1	0	0	0	0	0	1	0	0	2	
			Total	1	0	0	0	0	0	1	0	0	2	No
11.0101 Computer and Information Sciences, General	5 - Bachelor's degree	1	Men	7	31	0	26	6	3	79	8	5	165	
			Women	2	8	0	2	1	0	16	2	4	35	
			Total	9	39	0	28	7	3	95	10	9	200	Yes
11.0101 Computer and Information Sciences, General	7 - Master's degree	1	Men	106	1	0	2	0	0	6	0	1	116	
			Women	42	0	0	1	0	0	1	0	0	44	
			Total	148	1	0	3	0	0	7	0	1	160	No
11.0101 Computer and Information Sciences, General	17 - Doctor's degree - research / scholarship	1	Men	7	0	0	0	0	0	1	0	0	8	
			Women	2	0	0	0	0	0	0	0	0	2	
			Total	9	0	0	0	0	0	1	0	0	10	No
11.0101 Computer and Information Sciences, General	5 - Bachelor's degree	2	Men	0	0	0	0	0	0	1	0	0	1	
			Women	1	0	0	0	0	0	0	0	0	1	
			Total	1	0	0	0	0	0	1	0	0	2	No
11.0104 Informatics	17 - Doctor's degree - research / scholarship	1	Men	1	0	0	0	0	0	0	0	0	1	
			Women	0	0	0	0	1	0	0	0	0	1	
			Total	1	0	0	0	1	0	0	0	0	2	No
11.0501 Computer Systems Analysis/Analyst	7 - Master's degree	1	Men	33	7	0	4	2	0	35	1	0	82	
			Women	32	10	0	7	1	0	12	2	0	64	
			Total	65	17	0	11	3	0	47	3	0	146	No
13.0301 Curriculum and Instruction	6 - Postbaccalaureate certificates	1	Men	0	1	0	0	0	0	3	0	0	4	
			Women	0	3	0	1	1	0	21	1	1	28	
			Total	0	4	0	1	1	0	24	1	1	32	No
13.0301 Curriculum and Instruction	7 - Master's degree	1	Men	1	1	0	0	1	0	6	0	1	10	
			Women	30	1	0	0	1	0	13	0	0	45	
			Total	31	2	0	0	2	0	19	0	1	55	Yes
13.0301		1	Men	0	1	0	0	0	0	1	0	2		

CIPCODE	Award Level	Major	Gender	Non Resident Alien	Hispanic / Latino	American Indian or Alaska Native	Asian	Black or African American	Native Hawaiian or Other Pacific Islander	White	Two or more Races	Race/ ethnicity unknown	Total	distance education program
Curriculum and Instruction	8 - Post-Master's certificates		Women	0	1	0	0	0	0	1	0	0	2	
			Total	0	2	0	0	0	0	2	0	0	4	No
13.0301	17 - Doctor's degree - research / scholarship	1	Men	2	1	0	0	0	0	1	0	0	4	
Curriculum and Instruction			Women	5	0	0	0	1	0	5	0	0	11	
			Total	7	1	0	0	1	0	6	0	0	15	No
13.0301	18 - Doctor's degree - professional practice	1	Men	0	0	0	0	0	0	2	0	0	2	
Curriculum and Instruction			Women	0	0	0	0	0	0	4	0	0	4	
			Total	0	0	0	0	0	0	6	0	0	6	Yes
13.0401	7 - Master's degree	1	Men	0	0	0	0	1	0	1	0	0	2	
Educational Leadership and Administration, General			Women	1	2	0	1	1	0	9	1	0	15	
			Total	1	2	0	1	2	0	10	1	0	17	Yes
13.0401	8 - Post-Master's certificates	1	Men	0	0	0	0	0	0	1	0	0	1	
Educational Leadership and Administration, General			Women	0	0	0	0	0	0	0	0	0	0	
			Total	0	0	0	0	0	0	1	0	0	1	No
13.0401	17 - Doctor's degree - research / scholarship	1	Men	0	0	0	0	0	0	0	0	0	0	
Educational Leadership and Administration, General			Women	0	0	0	0	0	1	2	0	1	4	
			Total	0	0	0	0	0	1	2	0	1	4	Yes
13.0401	7 - Master's degree	2	Men	0	0	0	0	0	0	0	0	0	0	
Educational Leadership and Administration, General			Women	0	0	0	0	0	0	0	0	0	0	
			Total	0	0	0	0	0	0	0	0	0	0	No
13.0406	17 - Doctor's degree - research / scholarship	1	Men	0	0	0	0	0	0	1	0	0	1	
Higher Education/Higher Education Administration			Women	1	1	0	0	3	0	3	0	0	8	
			Total	1	1	0	0	3	0	4	0	0	9	Yes
13.0603	7 - Master's degree	1	Men	0	0	0	0	0	0	0	0	0	0	
Educational Statistics and Research Methods			Women	0	1	0	0	0	0	1	0	0	2	
			Total	0	1	0	0	0	0	1	0	0	2	Yes
13.0603	17 - Doctor's degree - research / scholarship	1	Men	1	0	0	0	1	0	1	0	0	3	
Educational Statistics and Research Methods			Women	0	0	0	0	0	0	1	0	0	1	
			Total	1	0	0	0	1	0	2	0	0	4	No
13.1001	5 - Bachelor's degree	1	Men	0	0	0	0	0	0	1	0	0	1	
Special Education and Teaching, General			Women	0	3	0	0	0	0	13	0	0	16	
			Total	0	3	0	0	0	0	14	0	0	17	No
13.1001	6 - Postbaccalaureate certificates	1	Men	0	0	0	0	0	0	1	0	0	1	
Special Education and Teaching, General			Women	0	2	0	0	0	0	7	0	1	10	
			Total	0	2	0	0	0	0	8	0	1	11	No
13.1001	7 - Master's degree	1	Men	0	1	0	0	0	0	0	0	0	1	
Special Education and Teaching, General			Women	0	3	0	0	2	1	22	3	0	31	
			Total	0	4	0	0	2	1	22	3	0	32	Yes
13.1001	8 - Post-Master's certificates	1	Men	0	0	0	0	0	0	0	0	0	0	
Special Education and Teaching, General			Women	0	0	0	0	0	0	3	0	0	3	
			Total	0	0	0	0	0	0	3	0	0	3	No
13.1001	17 - Doctor's degree - research / scholarship	1	Men	0	0	0	0	0	0	0	0	0	0	
Special Education and Teaching, General			Women	1	0	0	0	0	0	2	0	0	3	
			Total	1	0	0	0	0	0	2	0	0	3	No
13.1101	7 - Master's degree	1	Men	0	0	0	0	0	0	0	0	0	0	
			Women	1	1	0	0	0	0	3	0	0	5	

CIPCODE	Award Level	Major	Gender	Non Resident Alien	Hispanic / Latino	American Indian or Alaska Native	Asian	Black or African American	Native Hawaiian or Other Pacific Islander	White	Two or more Races	Race/ ethnicity unknown	Total	distance education program
Counselor Education/School Counseling and Guidance Services			Total	1	1	0	0	0	0	3	0	0	5	No
13.1101 Counselor Education/School Counseling and Guidance Services	8 - Post-Master's certificates	1	Men	0	0	0	0	0	0	0	0	0	0	
Women			1	1	0	0	1	0	3	0	0	6		
Total			1	1	0	0	1	0	3	0	0	6	No	
13.1101 Counselor Education/School Counseling and Guidance Services	17 - Doctor's degree - research / scholarship	1	Men	1	0	0	0	0	0	2	0	0	3	
Women			0	0	0	1	1	0	2	0	1	5		
Total			1	0	0	1	1	0	4	0	1	8	No	
13.1102 College Student Counseling and Personnel Services	7 - Master's degree	1	Men	0	1	0	0	0	0	3	0	0	4	
Women			0	4	0	0	0	0	4	1	0	9		
Total			0	5	0	0	0	0	7	1	0	13	No	
13.1202 Elementary Education and Teaching	5 - Bachelor's degree	1	Men	1	1	0	0	2	0	5	0	0	9	
Women			0	12	0	2	5	1	65	3	2	90		
Total			1	13	0	2	7	1	70	3	2	99	No	
13.1202 Elementary Education and Teaching	7 - Master's degree	1	Men	0	0	0	0	0	0	2	0	0	2	
Women			1	13	1	1	3	0	30	0	1	50		
Total			1	13	1	1	3	0	32	0	1	52	No	
13.1210 Early Childhood Education and Teaching	6 - Postbaccalaureate certificates	1	Men	0	0	0	0	0	0	0	0	0	0	
Women			0	0	0	0	0	0	1	0	2	3		
Total			0	0	0	0	0	0	1	0	2	3	No	
13.1210 Early Childhood Education and Teaching	7 - Master's degree	1	Men	0	0	0	0	0	0	0	0	0	0	
Women			2	2	0	0	1	0	6	0	1	12		
Total			2	2	0	0	1	0	6	0	1	12	No	
13.1301 Agricultural Teacher Education	5 - Bachelor's degree	1	Men	0	4	0	0	1	0	11	0	0	16	
Women			0	5	0	1	0	0	46	1	1	54		
Total			0	9	0	1	1	0	57	1	1	70	No	
13.1301 Agricultural Teacher Education	6 - Postbaccalaureate certificates	1	Men	1	0	0	0	0	0	3	0	0	4	
Women			3	0	0	0	0	0	4	0	1	8		
Total			4	0	0	0	0	0	7	0	1	12	No	
13.1301 Agricultural Teacher Education	7 - Master's degree	1	Men	0	0	0	0	0	0	5	0	0	5	
Women			1	0	0	0	0	0	7	1	1	10		
Total			1	0	0	0	0	0	12	1	1	15	Yes	
13.1301 Agricultural Teacher Education	17 - Doctor's degree - research / scholarship	1	Men	1	0	0	0	2	0	3	0	0	6	
Women			1	0	0	0	0	0	4	0	0	5		
Total			2	0	0	0	2	0	7	0	0	11	No	
13.1302 Art Teacher Education	2 - Awards of at least 1 but less than 2 academic years	1	Men	0	0	0	0	0	0	0	0	0	0	
Women			0	0	0	0	0	0	0	0	0	0		
Total			0	0	0	0	0	0	0	0	0	0	No	
13.1302 Art Teacher Education	5 - Bachelor's degree	1	Men	0	0	0	0	0	0	0	0	0	0	
Women			0	1	0	0	0	0	2	0	0	3		
Total			0	1	0	0	0	0	2	0	0	3	No	
13.1302 Art Teacher Education	7 - Master's degree	1	Men	0	0	0	0	0	0	2	0	0	2	
Women			0	1	0	0	0	0	19	0	0	20		
Total			0	1	0	0	0	0	21	0	0	22	Yes	



CIPCODE	Award Level	Major	Gender	Non Resident Alien	Hispanic / Latino	American Indian or Alaska Native	Asian	Black or African American	Native Hawaiian or Other Pacific Islander	White	Two or more Races	Race/ ethnicity unknown	Total	distance education program	
13.1305 English/Language Arts Teacher Education	7 - Master's degree	1	Men	0	0	0	0	0	0	1	0	0	1		
			Women	0	4	0	0	0	0	0	6	0	0	10	
			Total	0	4	0	0	0	0	0	7	0	0	11	No
13.1311 Mathematics Teacher Education	7 - Master's degree	1	Men	0	0	0	0	0	0	1	0	0	1		
			Women	0	0	0	0	0	0	0	0	0	0	0	
			Total	0	0	0	0	0	0	0	1	0	0	1	No
13.1312 Music Teacher Education	5 - Bachelor's degree	1	Men	0	0	0	1	0	0	5	0	0	6		
			Women	0	1	0	1	0	0	4	0	1	7		
			Total	0	1	0	2	0	0	9	0	1	13	No	
13.1312 Music Teacher Education	7 - Master's degree	1	Men	1	2	0	0	1	0	17	0	1	22		
			Women	0	0	0	1	1	0	19	0	0	21		
			Total	1	2	0	1	2	0	36	0	1	43	Yes	
13.1312 Music Teacher Education	17 - Doctor's degree - research / scholarship	1	Men	1	0	0	0	0	0	0	0	0	1		
			Women	0	0	0	0	0	0	0	0	0	0	0	
			Total	1	0	0	0	0	0	0	0	0	0	1	No
13.1315 Reading Teacher Education	7 - Master's degree	1	Men	0	0	0	0	0	0	0	0	0	0		
			Women	1	1	0	0	0	0	5	0	0	7		
			Total	1	1	0	0	0	0	5	0	0	7	Yes	
13.1316 Science Teacher Education/General Science Teacher Education	6 - Postbaccalaureate certificates	1	Men	0	0	0	0	0	0	3	0	1	4		
			Women	0	4	0	0	0	0	6	0	0	10		
			Total	0	4	0	0	0	0	9	0	1	14	No	
13.1316 Science Teacher Education/General Science Teacher Education	7 - Master's degree	1	Men	0	0	0	2	0	0	0	0	0	2		
			Women	1	1	0	0	0	0	4	0	0	6		
			Total	1	1	0	2	0	0	4	0	0	8	No	
13.1318 Social Studies Teacher Education	7 - Master's degree	1	Men	0	0	0	0	0	0	3	0	0	3		
			Women	0	0	0	1	0	0	8	0	0	9		
			Total	0	0	0	1	0	0	11	0	0	12	No	
14.0201 Aerospace, Aeronautical and Astronautical/Space Engineering	5 - Bachelor's degree	1	Men	3	16	0	6	1	0	56	3	3	88		
			Women	1	2	0	1	3	0	10	1	0	18		
			Total	4	18	0	7	4	0	66	4	3	106	No	
14.0201 Aerospace, Aeronautical and Astronautical/Space Engineering	7 - Master's degree	1	Men	4	2	0	3	0	0	12	1	1	23		
			Women	0	1	0	1	0	0	3	0	0	5		
			Total	4	3	0	4	0	0	15	1	1	28	Yes	
14.0201 Aerospace, Aeronautical and Astronautical/Space Engineering	17 - Doctor's degree - research / scholarship	1	Men	2	1	0	1	0	0	2	1	0	7		
			Women	2	0	0	0	0	0	0	0	0	2		
			Total	4	1	0	1	0	0	2	1	0	9	No	
14.0201 Aerospace, Aeronautical and Astronautical/Space Engineering	7 - Master's degree	2	Men	0	0	0	0	0	0	0	0	0	0		
			Women	0	0	0	0	0	0	0	0	0	0	0	
			Total	0	0	0	0	0	0	0	0	0	0	0	No
14.0301 Agricultural Engineering	5 - Bachelor's degree	1	Men	0	0	0	0	0	0	0	0	0	0		
			Women	0	0	0	0	0	0	0	0	0	0	0	
			Total	0	0	0	0	0	0	0	0	0	0	0	No
14.0301 Agricultural Engineering		1	Men	2	1	0	0	0	0	0	0	0	3		
			Women	1	0	0	0	0	0	1	0	0	2		

CIPCODE	Award Level	Major	Gender	Non Resident Alien	Hispanic / Latino	American Indian or Alaska Native	Asian	Black or African American	Native Hawaiian or Other Pacific Islander	White	Two or more Races	Race/ ethnicity unknown	Total	distance education program
	6 - Postbaccalaureate certificates		Total	3	1	0	0	0	0	1	0	0	5	No
14.0301 Agricultural Engineering	7 - Master's degree	1	Men	0	0	0	0	0	0	0	0	0	0	
			Women	0	0	0	0	0	0	0	0	0	0	
			Total	0	0	0	0	0	0	0	0	0	0	No
14.0301 Agricultural Engineering	17 - Doctor's degree - research / scholarship	1	Men	2	1	0	0	0	0	1	0	1	5	
			Women	3	0	0	0	0	0	2	0	0	5	
			Total	5	1	0	0	0	0	3	0	1	10	No
14.0501 Bioengineering and Biomedical Engineering	5 - Bachelor's degree	1	Men	2	9	0	12	0	0	23	0	3	49	
			Women	0	11	0	3	1	0	16	6	3	40	
			Total	2	20	0	15	1	0	39	6	6	89	No
14.0501 Bioengineering and Biomedical Engineering	6 - Postbaccalaureate certificates	1	Men	2	0	0	0	0	0	1	0	0	3	
			Women	1	0	0	1	0	0	0	0	0	2	
			Total	3	0	0	1	0	0	1	0	0	5	No
14.0501 Bioengineering and Biomedical Engineering	7 - Master's degree	1	Men	8	3	0	0	3	0	6	1	1	22	
			Women	10	0	0	2	1	0	1	1	0	15	
			Total	18	3	0	2	4	0	7	2	1	37	No
14.0501 Bioengineering and Biomedical Engineering	17 - Doctor's degree - research / scholarship	1	Men	6	1	0	0	0	0	3	0	0	10	
			Women	1	0	0	0	0	0	1	0	0	2	
			Total	7	1	0	0	0	0	4	0	0	12	No
14.0701 Chemical Engineering	5 - Bachelor's degree	1	Men	1	15	0	18	1	0	42	3	3	83	
			Women	1	11	0	3	2	1	23	2	2	45	
			Total	2	26	0	21	3	1	65	5	5	128	No
14.0701 Chemical Engineering	7 - Master's degree	1	Men	30	1	0	1	0	0	0	0	0	32	
			Women	16	0	0	1	0	0	1	0	0	18	
			Total	46	1	0	2	0	0	1	0	0	50	No
14.0701 Chemical Engineering	17 - Doctor's degree - research / scholarship	1	Men	2	1	0	2	0	0	5	0	0	10	
			Women	1	0	0	0	0	0	0	0	0	1	
			Total	3	1	0	2	0	0	5	0	0	11	No
14.0801 Civil Engineering, General	5 - Bachelor's degree	1	Men	5	19	0	5	4	0	61	3	4	101	
			Women	1	13	0	3	2	0	17	2	1	39	
			Total	6	32	0	8	6	0	78	5	5	140	No
14.0801 Civil Engineering, General	6 - Postbaccalaureate certificates	1	Men	1	0	0	0	0	0	2	0	0	3	
			Women	0	0	0	0	0	0	0	0	0	0	
			Total	1	0	0	0	0	0	2	0	0	3	No
14.0801 Civil Engineering, General	7 - Master's degree	1	Men	26	5	0	0	0	0	20	0	0	51	
			Women	10	2	0	0	1	0	5	0	1	19	
			Total	36	7	0	0	1	0	25	0	1	70	Yes
14.0801 Civil Engineering, General	17 - Doctor's degree - research / scholarship	1	Men	10	0	0	0	1	0	1	0	0	12	
			Women	1	0	0	0	1	0	0	0	0	2	
			Total	11	0	0	0	2	0	1	0	0	14	No
14.0801 Civil Engineering, General	7 - Master's degree	2	Men	0	0	0	0	0	0	0	0	0	0	
			Women	0	0	0	0	0	0	0	0	0	0	
			Total	0	0	0	0	0	0	0	0	0	0	No
14.0901		1	Men	2	17	1	18	6	0	43	4	3	94	

CIPCODE	Award Level	Major	Gender	Non Resident Alien	Hispanic / Latino	American Indian or Alaska Native	Asian	Black or African American	Native Hawaiian or Other Pacific Islander	White	Two or more Races	Race/ ethnicity unknown	Total	distance education program
Computer Engineering, General	5 - Bachelor's degree		Women	0	2	0	3	0	0	7	1	0	13	
			Total	2	19	1	21	6	0	50	5	3	107	No
14.0901 Computer Engineering, General	6 - Postbaccalaureate certificates	1	Men	2	1	0	0	0	0	1	0	0	4	
			Women	0	0	0	0	0	0	0	0	0	0	
			Total	2	1	0	0	0	0	1	0	0	4	No
14.0901 Computer Engineering, General	7 - Master's degree	1	Men	5	0	0	1	0	0	1	0	0	7	
			Women	3	0	0	0	0	0	0	0	0	3	
			Total	8	0	0	1	0	0	1	0	0	10	Yes
14.0901 Computer Engineering, General	17 - Doctor's degree - research / scholarship	1	Men	4	0	0	0	0	0	0	0	0	4	
			Women	5	0	0	0	1	0	0	0	0	6	
			Total	9	0	0	0	1	0	0	0	0	10	No
14.1001 Electrical and Electronics Engineering	5 - Bachelor's degree	1	Men	4	30	1	17	11	0	45	5	1	114	
			Women	0	5	0	1	1	0	9	2	2	20	
			Total	4	35	1	18	12	0	54	7	3	134	No
14.1001 Electrical and Electronics Engineering	6 - Postbaccalaureate certificates	1	Men	0	1	0	0	0	0	7	0	0	8	
			Women	0	0	0	0	0	0	0	0	1	1	
			Total	0	1	0	0	0	0	7	0	1	9	No
14.1001 Electrical and Electronics Engineering	7 - Master's degree	1	Men	74	5	0	5	1	0	21	0	2	108	
			Women	22	1	0	1	1	0	2	0	0	27	
			Total	96	6	0	6	2	0	23	0	2	135	Yes
14.1001 Electrical and Electronics Engineering	17 - Doctor's degree - research / scholarship	1	Men	19	2	0	0	0	0	0	0	0	21	
			Women	2	0	0	0	0	0	1	0	0	3	
			Total	21	2	0	0	0	0	1	0	0	24	No
14.1001 Electrical and Electronics Engineering	7 - Master's degree	2	Men	0	0	0	0	0	0	0	0	0	0	
			Women	0	0	0	0	0	0	0	0	0	0	
			Total	0	0	0	0	0	0	0	0	0	0	No
14.1401 Environmental/Environmental Health Engineering	5 - Bachelor's degree	1	Men	1	3	0	0	1	0	11	0	0	16	
			Women	0	5	0	1	0	0	11	1	1	19	
			Total	1	8	0	1	1	0	22	1	1	35	No
14.1401 Environmental/Environmental Health Engineering	6 - Postbaccalaureate certificates	1	Men	0	0	0	0	0	0	0	0	0	0	
			Women	0	0	0	0	0	0	0	0	0	0	
			Total	0	0	0	0	0	0	0	0	0	0	No
14.1401 Environmental/Environmental Health Engineering	7 - Master's degree	1	Men	9	3	0	1	2	0	9	0	1	25	
			Women	7	4	0	1	0	0	6	0	0	18	
			Total	16	7	0	2	2	0	15	0	1	43	Yes
14.1401 Environmental/Environmental Health Engineering	17 - Doctor's degree - research / scholarship	1	Men	2	0	0	0	0	0	2	0	0	4	
			Women	0	1	0	0	0	0	0	0	1	2	
			Total	2	1	0	0	0	0	2	0	1	6	No
14.1401 Environmental/Environmental Health Engineering	7 - Master's degree	2	Men	0	0	0	0	0	0	0	0	0	0	
			Women	0	0	0	0	0	0	0	0	0	0	
			Total	0	0	0	0	0	0	0	0	0	0	No
14.1801 Materials Engineering	2 - Awards of at least 1 but less than 2 academic years	1	Men	0	1	0	0	0	0	2	0	0	3	
			Women	0	2	0	1	0	0	2	1	0	6	
			Total	0	3	0	1	0	0	4	1	0	9	No
14.1801 Materials Engineering	5 - Bachelor's degree	1	Men	0	7	0	1	2	0	23	2	1	36	
			Women	1	8	0	3	0	0	13	1	0	26	

CIPCODE	Award Level	Major	Gender	Non Resident Alien	Hispanic / Latino	American Indian or Alaska Native	Asian	Black or African American	Native Hawaiian or Other Pacific Islander	White	Two or more Races	Race/ ethnicity unknown	Total	distance education program	
14.1801 Materials Engineering	6 - Postbaccalaureate certificates	1	Total	1	15	0	4	2	0	36	3	1	62	No	
			Men	0	1	0	0	1	0	0	0	0	2		
			Women	0	0	0	0	0	0	1	0	0	0	1	
			Total	0	1	0	0	1	0	1	0	0	0	3	No
14.1801 Materials Engineering	7 - Master's degree	1	Men	34	2	0	1	4	0	3	0	2	46		
			Women	14	1	0	0	0	0	5	0	0	20		
			Total	48	3	0	1	4	0	8	0	2	66	Yes	
			Men	4	0	0	0	0	0	5	0	0	9		
14.1801 Materials Engineering	17 - Doctor's degree - research / scholarship	1	Women	1	1	0	0	2	0	3	0	0	7		
			Total	5	1	0	0	2	0	8	0	0	16	No	
			Men	4	44	2	24	7	1	159	9	5	255		
14.1901 Mechanical Engineering	5 - Bachelor's degree	1	Women	2	13	0	2	2	0	42	2	3	66		
			Total	6	57	2	26	9	1	201	11	8	321	No	
			Men	8	2	0	0	1	0	10	0	1	22		
14.1901 Mechanical Engineering	6 - Postbaccalaureate certificates	1	Women	2	0	0	0	1	0	3	0	0	6		
			Total	10	2	0	0	2	0	13	0	1	28	No	
			Men	73	5	0	4	2	0	38	0	1	123		
14.1901 Mechanical Engineering	7 - Master's degree	1	Women	9	0	0	0	2	0	7	0	1	19		
			Total	82	5	0	4	4	0	45	0	2	142	Yes	
			Men	10	0	0	1	0	0	16	0	1	28		
14.1901 Mechanical Engineering	17 - Doctor's degree - research / scholarship	1	Women	0	0	0	0	0	0	1	0	0	1		
			Total	10	0	0	1	0	0	17	0	1	29	No	
			Men	0	0	0	0	0	0	0	0	0	0	0	
14.2301 Nuclear Engineering	2 - Awards of at least 1 but less than 2 academic years	1	Women	0	0	0	0	0	0	0	0	0	0		
			Total	0	0	0	0	0	0	0	0	0	0	No	
			Men	0	6	0	0	0	0	5	0	0	11		
14.2301 Nuclear Engineering	5 - Bachelor's degree	1	Women	0	1	0	0	0	0	1	1	0	3		
			Total	0	7	0	0	0	0	6	1	0	14	No	
			Men	3	1	0	0	0	0	4	0	1	9		
14.2301 Nuclear Engineering	7 - Master's degree	1	Women	0	1	0	0	0	0	0	0	0	1		
			Total	3	2	0	0	0	0	4	0	1	10	No	
			Men	1	0	0	0	0	0	1	0	2	4		
14.2301 Nuclear Engineering	17 - Doctor's degree - research / scholarship	1	Women	1	0	0	0	0	0	1	0	0	2		
			Total	2	0	0	0	0	0	2	0	2	6	No	
			Men	1	0	0	0	0	0	2	0	0	3		
14.2401 Ocean Engineering	7 - Master's degree	1	Women	0	0	0	0	0	0	1	0	0	1		
			Total	1	0	0	0	0	0	3	0	0	4	No	
			Men	3	0	0	0	0	0	0	0	0	3		
14.2401 Ocean Engineering	17 - Doctor's degree - research / scholarship	1	Women	1	0	0	0	0	0	1	0	0	2		
			Total	4	0	0	0	0	0	1	0	0	5	No	
			Men	0	0	0	0	0	0	2	0	0	2		
14.2701 Systems Engineering	2 - Awards of at least 1 but less than 2 academic years	1	Women	0	1	0	0	0	0	1	0	0	2		
			Total	0	1	0	0	0	0	3	0	0	4	No	
			Men	1	13	0	4	2	0	49	0	2	71		
14.2701 Systems Engineering	5 - Bachelor's degree	1	Women	0	16	0	3	0	1	31	2	3	56		
			Total	1	29	0	7	2	1	80	2	5	127	No	
			Men	1	13	0	4	2	0	49	0	2	71		

CIPCODE	Award Level	Major	Gender	Non Resident Alien	Hispanic / Latino	American Indian or Alaska Native	Asian	Black or African American	Native Hawaiian or Other Pacific Islander	White	Two or more Races	Race/ ethnicity unknown	Total	distance education program	
14.2701 Systems Engineering	6 - Postbaccalaureate certificates	1	Men	0	0	0	1	0	0	3	1	0	5		
			Women	0	1	0	0	1	0	2	0	1	5		
			Total	0	1	0	1	1	0	5	1	1	10	No	
14.2701 Systems Engineering	7 - Master's degree	1	Men	14	7	0	2	1	0	23	0	0	47		
			Women	5	5	0	1	0	0	7	0	0	18		
			Total	19	12	0	3	1	0	30	0	0	65	Yes	
14.2701 Systems Engineering	8 - Post-Master's certificates	1	Men	0	0	0	0	0	0	0	0	0	0		
			Women	0	0	0	0	0	0	0	0	0	0	0	
			Total	0	0	0	0	0	0	0	0	0	0	0	No
14.2701 Systems Engineering	17 - Doctor's degree - research / scholarship	1	Men	2	0	0	1	0	0	1	0	0	4		
			Women	1	0	0	0	0	0	0	0	0	1		
			Total	3	0	0	1	0	0	1	0	0	5	No	
14.2701 Systems Engineering	7 - Master's degree	2	Men	0	0	0	0	0	0	0	0	0	0		
			Women	0	0	0	0	0	0	0	0	0	0	0	
			Total	0	0	0	0	0	0	0	0	0	0	0	No
14.4501 Biological/Biosystems Engineering	5 - Bachelor's degree	1	Men	1	2	0	2	0	0	7	0	0	12		
			Women	0	3	0	1	0	0	4	0	0	8		
			Total	1	5	0	3	0	0	11	0	0	20	No	
15.1001 Construction Engineering Technology/Technician	2 - Awards of at least 1 but less than 2 academic years	1	Men	0	0	0	0	0	0	0	0	0	0		
			Women	0	0	0	0	0	0	0	0	0	0	0	
			Total	0	0	0	0	0	0	0	0	0	0	0	No
15.1001 Construction Engineering Technology/Technician	5 - Bachelor's degree	1	Men	0	6	0	0	1	0	46	1	1	55		
			Women	0	4	0	1	1	0	14	0	0	20		
			Total	0	10	0	1	2	0	60	1	1	75	No	
15.1001 Construction Engineering Technology/Technician	6 - Postbaccalaureate certificates	1	Men	0	0	0	1	0	0	1	0	1	3		
			Women	0	0	0	0	0	0	2	0	0	2		
			Total	0	0	0	1	0	0	3	0	1	5	No	
15.1001 Construction Engineering Technology/Technician	7 - Master's degree	1	Men	10	2	0	0	1	0	4	0	0	17		
			Women	4	1	0	0	0	0	3	0	0	8		
			Total	14	3	0	0	1	0	7	0	0	25	No	
15.1102 Surveying Technology/Surveying	5 - Bachelor's degree	1	Men	0	1	0	1	1	0	12	0	0	15		
			Women	0	0	0	0	0	0	1	0	0	1		
			Total	0	1	0	1	1	0	13	0	0	16	No	
15.9999 Engineering Technologies and Engineering-Related Fields, Other	7 - Master's degree	1	Men	0	0	0	0	0	0	1	0	0	1		
			Women	0	0	0	0	0	0	0	0	0	0	0	
			Total	0	0	0	0	0	0	1	0	0	1	Yes	
16.0101 Foreign Languages and Literatures, General	5 - Bachelor's degree	1	Men	0	2	0	0	0	0	3	3	1	9		
			Women	0	3	0	2	3	0	6	0	1	15		
			Total	0	5	0	2	3	0	9	3	2	24	No	
16.0101 Foreign Languages and Literatures, General	5 - Bachelor's degree	2	Men	0	0	0	0	0	0	0	0	0	0		
			Women	0	0	0	0	0	0	1	0	0	1		
			Total	0	0	0	0	0	0	1	0	0	1	No	
16.0102 Linguistics	2 - Awards of at least 1 but less than 2 academic years	1	Men	0	0	0	0	0	0	3	0	0	3		
			Women	2	9	0	2	1	1	9	0	0	24		
			Total	2	9	0	2	1	1	12	0	0	27	No	



CIPCODE	Award Level	Major	Gender	Non Resident Alien	Hispanic / Latino	American Indian or Alaska Native	Asian	Black or African American	Native Hawaiian or Other Pacific Islander	White	Two or more Races	Race/ ethnicity unknown	Total	distance education program	
16.0904 Portuguese Language and Literature	5 - Bachelor's degree	1	Total	0	1	0	0	0	0	0	0	0	1	No	
			Men	0	0	0	0	0	0	0	0	0	0		
			Women	0	2	0	0	0	0	0	0	0	0	2	
			Total	0	2	0	0	0	0	0	0	0	0	2	No
16.0905 Spanish Language and Literature	2 - Awards of at least 1 but less than 2 academic years	1	Men	0	1	0	0	0	0	0	0	0	1		
			Women	0	2	0	0	0	0	0	0	0	0	2	
			Total	0	3	0	0	0	0	0	0	0	0	3	No
16.0905 Spanish Language and Literature	5 - Bachelor's degree	1	Men	1	4	0	1	0	0	5	0	0	11		
			Women	0	9	0	4	2	0	20	0	2	37		
			Total	1	13	0	5	2	0	25	0	2	48	No	
16.0905 Spanish Language and Literature	7 - Master's degree	1	Men	1	0	0	0	0	0	0	0	0	1		
			Women	0	0	0	0	0	0	0	0	0	0	0	
			Total	1	0	0	0	0	0	0	0	0	0	1	No
16.0905 Spanish Language and Literature	5 - Bachelor's degree	2	Men	0	0	0	1	0	0	3	0	0	4		
			Women	0	0	0	0	0	0	1	0	0	1		
			Total	0	0	0	1	0	0	4	0	0	5	No	
16.0999 Romance Languages, Literatures, and Linguistics, Other	17 - Doctor's degree - research / scholarship	1	Men	1	0	0	0	0	0	0	0	0	1		
			Women	2	0	0	0	0	0	0	0	0	2		
			Total	3	0	0	0	0	0	0	0	0	0	3	No
16.1200 Classics and Classical Languages, Literatures, and Linguistics, General	5 - Bachelor's degree	1	Men	0	0	0	0	0	0	3	0	0	3		
			Women	1	2	0	1	0	0	6	0	0	10		
			Total	1	2	0	1	0	0	9	0	0	13	No	
16.1200 Classics and Classical Languages, Literatures, and Linguistics, General	7 - Master's degree	1	Men	0	0	0	0	0	0	0	0	0	0		
			Women	0	0	0	0	0	0	0	0	0	0	0	
			Total	0	0	0	0	0	0	0	0	0	0	0	No
16.1200 Classics and Classical Languages, Literatures, and Linguistics, General	17 - Doctor's degree - research / scholarship	1	Men	0	0	0	0	0	0	1	0	0	1		
			Women	0	0	0	0	0	0	2	0	0	2		
			Total	0	0	0	0	0	0	3	0	0	3	Yes	
16.1200 Classics and Classical Languages, Literatures, and Linguistics, General	5 - Bachelor's degree	2	Men	0	0	0	0	0	0	0	0	0	0		
			Women	0	0	0	0	0	0	2	0	0	2		
			Total	0	0	0	0	0	0	2	0	0	2	No	
16.1203 Latin Language and Literature	7 - Master's degree	1	Men	0	0	0	0	0	0	2	0	0	2		
			Women	0	0	0	0	0	0	2	0	0	2		
			Total	0	0	0	0	0	0	4	0	0	4	Yes	
16.1203 Latin Language and Literature	7 - Master's degree	2	Men	0	0	0	0	0	0	0	0	0	0		
			Women	0	0	0	0	0	0	0	0	0	0	0	
			Total	0	0	0	0	0	0	0	0	0	0	0	No
19.0707 Family and Community Services	1 - Awards of less than 1 academic year	1	Men	0	0	0	0	0	0	0	0	0	0		
			Women	0	1	1	0	1	0	2	0	0	5		
			Total	0	1	1	0	1	0	2	0	0	5	No	
19.0707 Family and Community Services	5 - Bachelor's degree	1	Men	0	3	0	1	6	0	7	0	1	18		
			Women	2	22	2	0	18	0	36	4	1	85		
			Total	2	25	2	1	24	0	43	4	2	103	No	

CIPCODE	Award Level	Major	Gender	Non Resident Alien	Hispanic / Latino	American Indian or Alaska Native	Asian	Black or African American	Native Hawaiian or Other Pacific Islander	White	Two or more Races	Race/ ethnicity unknown	Total	distance education program	
19.0707 Family and Community Services	6 - Postbaccalaureate certificates	1	Men	0	0	0	0	0	0	0	0	0	0		
			Women	2	0	0	0	0	0	2	0	0	4		
			Total	2	0	0	0	0	0	2	0	0	4	No	
19.0707 Family and Community Services	7 - Master's degree	1	Men	0	0	0	0	0	0	0	0	1	1		
			Women	2	3	1	0	2	0	9	0	0	17		
			Total	2	3	1	0	2	0	9	0	1	18	Yes	
19.0707 Family and Community Services	5 - Bachelor's degree	2	Men	0	0	0	0	0	0	0	0	0	0		
			Women	0	0	0	0	0	0	0	0	0	0		
			Total	0	0	0	0	0	0	0	0	0	0	No	
22.0101 Law	18 - Doctor's degree - professional practice	1	Men	0	36	0	6	11	1	108	0	7	169		
			Women	1	28	0	7	21	1	97	4	3	162		
			Total	1	64	0	13	32	2	205	4	10	331	No	
22.0206 Comparative Law	7 - Master's degree	1	Men	4	0	0	0	0	0	0	0	0	4		
			Women	1	1	0	0	0	0	0	0	0	1	3	
			Total	5	1	0	0	0	0	0	0	0	1	7	No
22.0207 Energy, Environment, and Natural Resources Law	7 - Master's degree	1	Men	0	0	0	0	0	0	0	0	0	0		
			Women	0	0	0	0	1	0	0	0	0	0	1	
			Total	0	0	0	0	1	0	0	0	0	0	1	No
22.0210 International Business, Trade, and Tax Law	7 - Master's degree	1	Men	2	4	0	0	0	0	0	0	2	8		
			Women	2	1	0	0	0	0	0	0	0	3	6	
			Total	4	5	0	0	0	0	0	0	0	5	14	No
22.0211 Tax Law/Taxation	7 - Master's degree	1	Men	2	4	0	2	4	0	30	1	2	45		
			Women	1	3	0	4	2	0	12	0	1	23		
			Total	3	7	0	6	6	0	42	1	3	68	No	
22.0211 Tax Law/Taxation	17 - Doctor's degree - research / scholarship	1	Men	2	0	0	0	0	0	0	0	0	2		
			Women	0	0	0	0	0	0	0	0	0	1	1	
			Total	2	0	0	0	0	0	0	0	0	1	3	No
23.0101 English Language and Literature, General	5 - Bachelor's degree	1	Men	0	13	0	2	3	0	25	1	2	46		
			Women	0	24	0	4	6	1	71	5	5	116		
			Total	0	37	0	6	9	1	96	6	7	162	No	
23.0101 English Language and Literature, General	7 - Master's degree	1	Men	0	0	0	0	0	0	1	0	0	1		
			Women	0	1	0	0	0	0	1	0	0	2		
			Total	0	1	0	0	0	0	2	0	0	3	No	
23.0101 English Language and Literature, General	17 - Doctor's degree - research / scholarship	1	Men	0	0	0	0	0	0	3	0	1	4		
			Women	2	1	0	0	0	0	8	0	0	11		
			Total	2	1	0	0	0	0	11	0	1	15	No	
23.0101 English Language and Literature, General	5 - Bachelor's degree	2	Men	0	1	0	0	0	0	1	0	0	2		
			Women	0	1	0	1	0	1	4	0	0	7		
			Total	0	2	0	1	0	1	5	0	0	9	No	
23.1302 Creative Writing	7 - Master's degree	1	Men	0	0	0	0	0	0	5	0	1	6		
			Women	0	0	0	0	0	0	2	0	2	4		
			Total	0	0	0	0	0	0	7	0	3	10	No	
24.0101 Liberal Arts and Sciences/Liberal Studies	3 - Associate's degree	1	Men	1	17	0	6	4	1	25	1	1	56		
			Women	2	22	0	10	18	5	56	8	2	123		
			Total	3	39	0	16	22	6	81	9	3	179	No	



CIPCODE	Award Level	Major	Gender	Non Resident Alien	Hispanic / Latino	American Indian or Alaska Native	Asian	Black or African American	Native Hawaiian or Other Pacific Islander	White	Two or more Races	Race/ ethnicity unknown	Total	distance education program
24.0101 Liberal Arts and Sciences/Liberal Studies	3 - Associate's degree	2	Men	0	0	0	0	0	0	0	0	0	0	
			Women	0	0	0	0	0	0	1	0	0	1	
			Total	0	0	0	0	0	0	1	0	0	1	No
24.0199 Liberal Arts and Sciences, General Studies and Humanities, Other	6 - Postbaccalaureate certificates	1	Men	0	0	0	0	0	0	1	0	0	1	
			Women	0	0	0	0	0	0	1	1	0	2	
			Total	0	0	0	0	0	0	2	1	0	3	No
26.0101 Biology/Biological Sciences, General	5 - Bachelor's degree	1	Men	0	50	0	40	10	1	97	6	11	215	
			Women	1	69	1	46	22	6	179	14	11	349	
			Total	1	119	1	86	32	7	276	20	22	564	Yes
26.0101 Biology/Biological Sciences, General	5 - Bachelor's degree	2	Men	0	0	0	0	0	0	1	0	0	1	
			Women	0	0	0	0	0	0	0	0	0	0	
			Total	0	0	0	0	0	0	1	0	0	1	No
26.0210 Biochemistry and Molecular Biology	7 - Master's degree	1	Men	0	0	0	0	0	0	0	0	0	0	
			Women	2	0	0	0	0	0	0	0	0	2	
			Total	2	0	0	0	0	0	0	0	0	2	No
26.0301 Botany/Plant Biology	5 - Bachelor's degree	1	Men	0	0	0	0	0	0	5	0	0	5	
			Women	0	1	0	0	0	0	6	0	0	7	
			Total	0	1	0	0	0	0	11	0	0	12	No
26.0301 Botany/Plant Biology	7 - Master's degree	1	Men	0	0	0	0	0	0	0	0	0	0	
			Women	0	0	0	0	0	0	0	0	0	0	
			Total	0	0	0	0	0	0	0	0	0	0	No
26.0301 Botany/Plant Biology	17 - Doctor's degree - research / scholarship	1	Men	1	0	0	0	0	0	1	0	0	2	
			Women	1	0	0	0	0	0	1	0	0	2	
			Total	2	0	0	0	0	0	2	0	0	4	No
26.0305 Plant Pathology/Phytopathology	7 - Master's degree	1	Men	1	0	0	0	0	0	1	0	0	2	
			Women	0	0	0	0	0	0	0	0	0	0	
			Total	1	0	0	0	0	0	1	0	0	2	No
26.0305 Plant Pathology/Phytopathology	17 - Doctor's degree - research / scholarship	1	Men	6	0	0	0	0	0	0	0	0	6	
			Women	2	1	0	0	0	0	0	0	0	3	
			Total	8	1	0	0	0	0	0	0	0	9	No
26.0308 Plant Molecular Biology	7 - Master's degree	1	Men	0	0	0	0	0	0	0	0	0	0	
			Women	0	0	0	0	0	0	0	0	0	0	
			Total	0	0	0	0	0	0	0	0	0	0	No
26.0308 Plant Molecular Biology	17 - Doctor's degree - research / scholarship	1	Men	1	0	0	0	1	0	4	0	0	6	
			Women	1	1	0	0	0	0	0	0	0	2	
			Total	2	1	0	0	1	0	4	0	0	8	No
26.0406 Cell/Cellular and Molecular Biology	7 - Master's degree	1	Men	1	0	0	0	0	0	0	0	0	1	
			Women	0	0	0	0	0	0	0	0	0	0	
			Total	1	0	0	0	0	0	0	0	0	1	No
26.0406 Cell/Cellular and Molecular Biology	17 - Doctor's degree - research / scholarship	1	Men	1	0	0	0	0	0	0	0	0	1	
			Women	0	1	0	0	0	0	0	0	0	1	
			Total	1	1	0	0	0	0	0	0	0	2	No
26.0503 Medical Microbiology and Bacteriology	5 - Bachelor's degree	1	Men	0	15	0	15	3	2	37	6	1	79	
			Women	1	31	0	17	3	3	59	4	1	119	
			Total	1	46	0	32	6	5	96	10	2	198	Yes

CIPCODE	Award Level	Major	Gender	Non Resident Alien	Hispanic / Latino	American Indian or Alaska Native	Asian	Black or African American	Native Hawaiian or Other Pacific Islander	White	Two or more Races	Race/ ethnicity unknown	Total	distance education program
26.0503 Medical Microbiology and Bacteriology	6 - Postbaccalaureate certificates	1	Men	0	0	0	0	0	0	0	0	0	0	
			Women	0	0	0	0	0	0	0	0	0	0	
			Total	0	0	0	0	0	0	0	0	0	0	0
26.0503 Medical Microbiology and Bacteriology	7 - Master's degree	1	Men	0	3	0	6	2	0	16	2	0	29	
			Women	1	13	0	6	3	0	31	2	4	60	
			Total	1	16	0	12	5	0	47	4	4	89	Yes
26.0503 Medical Microbiology and Bacteriology	17 - Doctor's degree - research / scholarship	1	Men	1	0	0	0	0	0	2	0	0	3	
			Women	2	2	0	0	0	0	2	0	0	6	
			Total	3	2	0	0	0	0	4	0	0	9	No
26.0503 Medical Microbiology and Bacteriology	5 - Bachelor's degree	2	Men	0	0	0	0	0	0	0	0	0	0	
			Women	0	0	0	0	0	0	1	0	0	1	
			Total	0	0	0	0	0	0	1	0	0	1	No
26.0701 Zoology/Animal Biology	5 - Bachelor's degree	1	Men	0	1	0	0	1	0	3	0	0	5	
			Women	0	5	0	0	1	0	12	0	0	18	
			Total	0	6	0	0	2	0	15	0	0	23	No
26.0701 Zoology/Animal Biology	7 - Master's degree	1	Men	0	0	0	0	0	0	1	0	0	1	
			Women	0	0	0	0	1	0	1	0	0	2	
			Total	0	0	0	0	1	0	2	0	0	3	No
26.0701 Zoology/Animal Biology	17 - Doctor's degree - research / scholarship	1	Men	1	0	0	0	0	0	3	0	0	4	
			Women	2	0	0	0	0	0	2	0	0	4	
			Total	3	0	0	0	0	0	5	0	0	8	No
26.0701 Zoology/Animal Biology	5 - Bachelor's degree	2	Men	0	0	0	0	0	0	2	0	0	2	
			Women	0	0	0	0	0	0	1	0	0	1	
			Total	0	0	0	0	0	0	3	0	0	3	No
26.0702 Entomology	2 - Awards of at least 1 but less than 2 academic years	1	Men	0	0	0	0	0	0	1	0	0	1	
			Women	0	0	0	0	0	0	1	0	0	1	
			Total	0	0	0	0	0	0	2	0	0	2	No
26.0702 Entomology	5 - Bachelor's degree	1	Men	0	1	0	2	0	0	1	2	0	6	
			Women	0	0	0	0	1	0	4	0	0	5	
			Total	0	1	0	2	1	0	5	2	0	11	No
26.0702 Entomology	6 - Postbaccalaureate certificates	1	Men	0	0	0	0	0	0	0	0	0	0	
			Women	0	0	0	0	0	0	3	0	0	3	
			Total	0	0	0	0	0	0	3	0	0	3	No
26.0702 Entomology	7 - Master's degree	1	Men	1	0	0	0	1	0	10	0	0	12	
			Women	1	1	0	0	0	0	5	0	0	7	
			Total	2	1	0	0	1	0	15	0	0	19	Yes
26.0702 Entomology	17 - Doctor's degree - research / scholarship	1	Men	2	0	0	0	0	0	3	0	0	5	
			Women	4	0	0	0	1	0	3	0	0	8	
			Total	6	0	0	0	1	0	6	0	0	13	No
26.0801 Genetics, General	17 - Doctor's degree - research / scholarship	1	Men	0	0	0	0	0	0	0	0	0	0	
			Women	0	0	0	0	1	0	0	0	0	1	
			Total	0	0	0	0	1	0	0	0	0	1	No
26.0908 Exercise Physiology	5 - Bachelor's degree	1	Men	0	18	1	7	9	1	49	2	1	88	
			Women	1	28	0	11	10	1	73	6	4	134	
			Total	1	46	1	18	19	2	122	8	5	222	No
26.0908	7 - Master's degree	1	Men	2	3	0	1	0	0	11	1	1	19	

CIPCODE	Award Level	Major	Gender	Non Resident Alien	Hispanic / Latino	American Indian or Alaska Native	Asian	Black or African American	Native Hawaiian or Other Pacific Islander	White	Two or more Races	Race/ ethnicity unknown	Total	distance education program
Exercise Physiology			Women	2	3	0	1	1	0	7	0	2	16	
			Total	4	6	0	2	1	0	18	1	3	35	Yes
26.0908 Exercise Physiology	17 - Doctor's degree - research / scholarship	1	Men	5	0	0	0	0	0	3	0	0	8	
			Women	3	0	0	0	0	0	5	0	0	8	
			Total	8	0	0	0	0	0	8	0	0	16	No
26.1102 Biostatistics	7 - Master's degree	1	Men	7	0	0	3	0	0	1	0	1	12	
			Women	6	1	0	1	0	0	1	0	0	9	
			Total	13	1	0	4	0	0	2	0	1	21	Yes
26.1102 Biostatistics	17 - Doctor's degree - research / scholarship	1	Men	2	0	0	0	0	0	0	0	0	2	
			Women	1	0	0	0	0	0	0	0	0	1	
			Total	3	0	0	0	0	0	0	0	0	3	No
26.1301 Ecology	7 - Master's degree	1	Men	1	0	0	0	0	0	2	1	0	4	
			Women	1	0	0	0	0	1	4	1	0	7	
			Total	2	0	0	0	0	1	6	2	0	11	No
26.1301 Ecology	17 - Doctor's degree - research / scholarship	1	Men	3	0	0	0	0	0	2	1	0	6	
			Women	3	0	0	0	0	0	9	0	1	13	
			Total	6	0	0	0	0	0	11	1	1	19	No
26.1309 Epidemiology	6 - Postbaccalaureate certificates	1	Men	0	0	0	0	0	0	0	0	0	0	
			Women	0	0	0	0	0	0	0	0	0	0	
			Total	0	0	0	0	0	0	0	0	0	0	No
26.1309 Epidemiology	7 - Master's degree	1	Men	1	0	0	0	0	0	0	0	0	1	
			Women	0	1	0	0	1	0	4	1	0	7	
			Total	1	1	0	0	1	0	4	1	0	8	No
26.1309 Epidemiology	17 - Doctor's degree - research / scholarship	1	Men	3	0	0	0	0	0	0	0	0	3	
			Women	1	0	0	1	0	0	2	0	0	4	
			Total	4	0	0	1	0	0	2	0	0	7	No
26.9999 Biological and Biomedical Sciences, Other	6 - Postbaccalaureate certificates	1	Men	1	9	2	5	6	0	28	3	3	57	
			Women	5	7	0	9	7	0	45	2	15	90	
			Total	6	16	2	14	13	0	73	5	18	147	No
26.9999 Biological and Biomedical Sciences, Other	7 - Master's degree	1	Men	2	1	0	2	0	0	7	0	0	12	
			Women	3	5	0	2	4	0	5	0	1	20	
			Total	5	6	0	4	4	0	12	0	1	32	Yes
26.9999 Biological and Biomedical Sciences, Other	17 - Doctor's degree - research / scholarship	1	Men	3	2	0	2	0	0	14	0	0	21	
			Women	7	0	0	1	2	0	10	0	2	22	
			Total	10	2	0	3	2	0	24	0	2	43	No
27.0101 Mathematics, General	5 - Bachelor's degree	1	Men	1	15	0	6	0	0	32	2	2	58	
			Women	1	2	0	4	0	0	24	0	3	34	
			Total	2	17	0	10	0	0	56	2	5	92	No
27.0101 Mathematics, General	7 - Master's degree	1	Men	4	0	0	1	0	0	4	0	1	10	
			Women	3	0	0	0	0	0	2	0	0	5	
			Total	7	0	0	1	0	0	6	0	1	15	No
27.0101 Mathematics, General	17 - Doctor's degree - research / scholarship	1	Men	3	1	0	0	0	0	4	2	0	10	
			Women	0	0	0	1	0	0	1	0	0	2	
			Total	3	1	0	1	0	0	5	2	0	12	No
27.0101 Mathematics, General	5 - Bachelor's degree	2	Men	0	0	0	2	0	0	4	1	1	8	
			Women	0	0	0	0	0	0	0	0	1	1	

CIPCODE	Award Level	Major	Gender	Non Resident Alien	Hispanic / Latino	American Indian or Alaska Native	Asian	Black or African American	Native Hawaiian or Other Pacific Islander	White	Two or more Races	Race/ ethnicity unknown	Total	distance education program	
27.0501 Statistics, General	5 - Bachelor's degree	1	Total	0	0	0	2	0	0	4	1	2	9	No	
			Men	0	5	0	6	0	0	13	3	1	28		
			Women	1	1	0	1	0	0	12	2	1	18		
27.0501 Statistics, General	7 - Master's degree	1	Total	1	6	0	7	0	0	25	5	2	46	No	
			Men	2	0	0	0	0	0	1	0	0	3		
			Women	2	0	0	0	0	0	1	0	0	3		
27.0501 Statistics, General	17 - Doctor's degree - research / scholarship	1	Total	4	0	0	0	0	0	2	0	0	6	No	
			Men	7	0	0	1	0	0	0	0	0	8		
			Women	2	0	0	0	0	0	0	0	0	2		
27.0501 Statistics, General	5 - Bachelor's degree	2	Total	9	0	0	1	0	0	0	0	0	10	No	
			Men	0	1	0	1	0	0	4	1	0	7		
			Women	1	0	0	1	0	0	2	0	0	4		
30.1201 Historic Preservation and Conservation	6 - Postbaccalaureate certificates	1	Total	1	1	0	2	0	0	6	1	0	11	No	
			Men	0	0	0	0	0	0	0	0	0	0		
			Women	0	0	0	0	0	0	2	0	0	2		
30.1201 Historic Preservation and Conservation	7 - Master's degree	1	Total	0	0	0	0	1	0	0	0	0	1		
			Men	0	0	0	0	0	0	0	0	0	0	1	
			Women	0	0	0	0	0	0	0	2	0	0	2	
30.1401 Museology/Museum Studies	6 - Postbaccalaureate certificates	1	Total	0	0	0	0	1	0	2	0	0	3	No	
			Men	0	0	0	0	0	0	0	0	0	0	0	
			Women	0	1	0	0	0	0	1	0	0	0	2	
30.1401 Museology/Museum Studies	7 - Master's degree	1	Total	0	1	0	0	0	0	1	0	0	2	No	
			Men	0	0	0	0	0	0	0	0	0	0	0	
			Women	1	1	0	0	0	0	3	0	0	0	5	
30.1901 Nutrition Sciences	5 - Bachelor's degree	1	Total	1	1	0	0	0	0	3	0	0	5	No	
			Men	0	11	0	7	1	0	18	2	1	40		
			Women	2	26	0	12	8	4	44	2	0	98		
30.1901 Nutrition Sciences	17 - Doctor's degree - research / scholarship	1	Total	2	37	0	19	9	4	62	4	1	138	No	
			Men	0	0	0	0	0	0	0	0	0	0	0	
			Women	3	0	0	0	0	0	0	0	0	0	3	
30.1901 Nutrition Sciences	5 - Bachelor's degree	2	Total	3	0	0	0	0	0	0	0	0	3	No	
			Men	0	0	0	0	0	0	0	0	0	0	0	
			Women	0	1	0	1	0	0	3	0	0	0	5	
30.2001 International/Global Studies	5 - Bachelor's degree	1	Total	0	1	0	1	0	0	3	0	0	5	No	
			Men	1	10	0	1	0	22	1	0	35			
			Women	0	16	0	4	4	0	32	8	4	68		
30.2001 International/Global Studies	5 - Bachelor's degree	2	Total	1	26	0	5	4	0	54	9	4	103	No	
			Men	0	2	0	0	0	1	0	0	0	3		
			Women	0	1	0	1	1	0	6	0	0	9		
30.3301 Sustainability Studies	5 - Bachelor's degree	1	Total	0	3	0	1	1	0	7	0	0	12	No	
			Men	1	8	0	0	0	12	0	3	24			
			Women	1	9	0	1	2	0	28	2	2	45		
30.3301 Sustainability Studies	5 - Bachelor's degree	2	Total	2	17	0	1	2	0	40	2	5	69	No	
			Men	0	0	0	0	0	0	0	0	0	0	0	
			Women	0	0	0	0	0	0	2	0	0	2		
30.3301 Sustainability Studies	5 - Bachelor's degree	2	Total	0	0	0	0	0	0	2	0	0	2	No	
			Men	0	0	0	0	0	0	0	0	0	0	0	
			Women	0	0	0	0	0	0	2	0	0	2		

CIPCODE	Award Level	Major	Gender	Non Resident Alien	Hispanic / Latino	American Indian or Alaska Native	Asian	Black or African American	Native Hawaiian or Other Pacific Islander	White	Two or more Races	Race/ ethnicity unknown	Total	distance education program
30.9999 Multi-/Interdisciplinary Studies, Other	2 - Awards of at least 1 but less than 2 academic years	1	Men	0	1	0	0	0	0	3	1	1	6	
			Women	0	3	0	1	0	0	8	1	1	14	
			Total	0	4	0	1	0	0	11	2	2	20	No
30.9999 Multi-/Interdisciplinary Studies, Other	5 - Bachelor's degree	1	Men	0	1	0	3	0	0	15	1	2	22	
			Women	0	6	0	5	2	0	26	0	2	41	
			Total	0	7	0	8	2	0	41	1	4	63	Yes
30.9999 Multi-/Interdisciplinary Studies, Other	6 - Postbaccalaureate certificates	1	Men	5	1	0	2	0	0	5	0	0	13	
			Women	4	3	0	3	0	0	9	1	2	22	
			Total	9	4	0	5	0	0	14	1	2	35	No
30.9999 Multi-/Interdisciplinary Studies, Other	7 - Master's degree	1	Men	0	1	0	0	0	0	2	0	0	3	
			Women	1	1	0	1	0	0	3	0	0	6	
			Total	1	2	0	1	0	0	5	0	0	9	No
30.9999 Multi-/Interdisciplinary Studies, Other	5 - Bachelor's degree	2	Men	0	0	0	0	0	0	2	0	0	2	
			Women	0	0	0	0	0	0	3	0	0	3	
			Total	0	0	0	0	0	0	5	0	0	5	No
31.0301 Parks, Recreation and Leisure Facilities Management, General	5 - Bachelor's degree	1	Men	0	1	1	0	1	0	5	1	1	10	
			Women	6	6	1	1	7	0	31	0	0	52	
			Total	6	7	2	1	8	0	36	1	1	62	No
31.0301 Parks, Recreation and Leisure Facilities Management, General	7 - Master's degree	1	Men	2	0	0	0	1	0	0	0	0	3	
			Women	2	0	0	0	0	0	1	1	1	5	
			Total	4	0	0	0	1	0	1	1	1	8	Yes
31.0504 Sport and Fitness Administration/Management	2 - Awards of at least 1 but less than 2 academic years	1	Men	0	0	0	0	0	0	0	0	0	0	
			Women	0	0	0	0	0	0	0	0	0	0	
			Total	0	0	0	0	0	0	0	0	0	0	No
31.0504 Sport and Fitness Administration/Management	5 - Bachelor's degree	1	Men	1	11	0	1	5	1	44	2	5	70	
			Women	0	7	1	1	3	0	19	1	1	33	
			Total	1	18	1	2	8	1	63	3	6	103	Yes
31.0504 Sport and Fitness Administration/Management	6 - Postbaccalaureate certificates	1	Men	0	0	0	0	0	0	0	0	0	0	
			Women	0	0	0	0	0	0	0	0	0	0	
			Total	0	0	0	0	0	0	0	0	0	0	No
31.0504 Sport and Fitness Administration/Management	7 - Master's degree	1	Men	5	8	0	1	6	0	27	0	0	47	
			Women	5	6	0	0	5	0	23	0	1	40	
			Total	10	14	0	1	11	0	50	0	1	87	Yes
38.0101 Philosophy	5 - Bachelor's degree	1	Men	0	3	0	1	2	1	21	1	1	30	
			Women	0	12	0	4	1	0	13	1	1	32	
			Total	0	15	0	5	3	1	34	2	2	62	No
38.0101 Philosophy	7 - Master's degree	1	Men	1	0	0	0	0	0	2	0	0	3	
			Women	0	0	0	0	0	0	0	0	0	0	
			Total	1	0	0	0	0	0	2	0	0	3	No
38.0101 Philosophy	17 - Doctor's degree - research / scholarship	1	Men	0	0	0	0	0	0	0	0	0	0	
			Women	0	0	0	0	0	0	0	0	0	0	
			Total	0	0	0	0	0	0	0	0	0	0	No
38.0101 Philosophy	5 - Bachelor's degree	2	Men	0	2	0	0	0	0	0	0	0	2	
			Women	0	0	0	0	0	0	1	1	0	2	
			Total	0	2	0	0	0	0	1	1	0	4	No
38.0201		1	Men	0	1	0	2	0	0	3	0	0	6	



CIPCODE	Award Level	Major	Gender	Non Resident Alien	Hispanic / Latino	American Indian or Alaska Native	Asian	Black or African American	Native Hawaiian or Other Pacific Islander	White	Two or more Races	Race/ ethnicity unknown	Total	distance education program	
40.0601 Geology/Earth Science, General	2 - Awards of at least 1 but less than 2 academic years	1	Total	0	0	0	0	0	0	0	0	0	0	No	
			Men	0	0	0	0	0	0	0	0	0	0		
			Women	0	0	0	0	0	0	0	0	0	0	0	
			Total	0	0	0	0	0	0	0	0	0	0	0	No
40.0601 Geology/Earth Science, General	5 - Bachelor's degree	1	Men	0	5	0	0	0	0	9	0	0	14		
			Women	0	1	0	0	0	0	3	0	0	4		
			Total	0	6	0	0	0	0	12	0	0	18	Yes	
40.0601 Geology/Earth Science, General	7 - Master's degree	1	Men	1	0	0	0	0	0	0	0	0	1		
			Women	0	1	0	0	0	0	3	0	0	4		
			Total	1	1	0	0	0	0	3	0	0	5	No	
40.0601 Geology/Earth Science, General	17 - Doctor's degree - research / scholarship	1	Men	0	0	0	0	0	0	1	0	0	1		
			Women	0	0	0	0	0	0	1	0	0	1		
			Total	0	0	0	0	0	0	2	0	0	2	No	
40.0801 Physics, General	5 - Bachelor's degree	1	Men	1	5	0	3	0	0	13	0	0	22		
			Women	0	0	0	1	0	0	0	0	0	1		
			Total	1	5	0	4	0	0	13	0	0	23	No	
40.0801 Physics, General	6 - Postbaccalaureate certificates	1	Men	0	0	0	0	0	0	0	0	0	0		
			Women	0	0	0	0	0	0	0	0	0	0		
			Total	0	0	0	0	0	0	0	0	0	0	No	
40.0801 Physics, General	7 - Master's degree	1	Men	3	1	0	1	0	0	6	1	0	12		
			Women	1	0	0	0	0	0	2	0	0	3		
			Total	4	1	0	1	0	0	8	1	0	15	No	
40.0801 Physics, General	17 - Doctor's degree - research / scholarship	1	Men	2	0	0	1	0	0	7	0	0	10		
			Women	3	1	0	0	0	0	0	0	0	4		
			Total	5	1	0	1	0	0	7	0	0	14	No	
40.0801 Physics, General	5 - Bachelor's degree	2	Men	0	4	0	1	0	1	3	0	1	10		
			Women	0	0	0	0	0	0	0	0	1	1		
			Total	0	4	0	1	0	1	3	0	2	11	No	
42.0101 Psychology, General	5 - Bachelor's degree	1	Men	2	23	0	8	4	1	38	3	3	82		
			Women	1	88	0	29	23	7	203	12	6	369		
			Total	3	111	0	37	27	8	241	15	9	451	Yes	
42.0101 Psychology, General	6 - Postbaccalaureate certificates	1	Men	0	1	0	0	0	0	1	0	0	2		
			Women	0	0	0	0	0	0	1	0	1	2		
			Total	0	1	0	0	0	0	2	0	1	4	No	
42.0101 Psychology, General	7 - Master's degree	1	Men	0	5	0	0	0	0	3	0	0	8		
			Women	1	4	0	1	2	0	5	0	0	13		
			Total	1	9	0	1	2	0	8	0	0	21	No	
42.0101 Psychology, General	17 - Doctor's degree - research / scholarship	1	Men	0	1	0	0	2	0	5	0	1	9		
			Women	1	3	0	0	1	0	9	1	2	17		
			Total	1	4	0	0	3	0	14	1	3	26	No	
42.0101 Psychology, General	5 - Bachelor's degree	2	Men	0	2	0	2	0	0	2	0	0	6		
			Women	0	5	0	2	0	0	7	2	0	16		
			Total	0	7	0	4	0	0	9	2	0	22	No	
42.2803 Counseling Psychology	17 - Doctor's degree - research / scholarship	1	Men	0	1	0	0	0	0	0	0	0	1		
			Women	0	0	0	0	0	0	4	0	0	4		
			Total	0	1	0	0	0	0	4	0	0	5	No	

CIPCODE	Award Level	Major	Gender	Non Resident Alien	Hispanic / Latino	American Indian or Alaska Native	Asian	Black or African American	Native Hawaiian or Other Pacific Islander	White	Two or more Races	Race/ ethnicity unknown	Total	distance education program
42.2805 School Psychology	7 - Master's degree	1	Men	0	1	0	0	0	0	2	0	0	3	
			Women	0	0	0	0	2	0	3	0	0	5	
			Total	0	1	0	0	2	0	5	0	0	8	No
42.2805 School Psychology	8 - Post-Master's certificates	1	Men	0	0	0	0	0	0	0	0	0	0	
			Women	0	1	0	0	1	0	2	0	0	4	
			Total	0	1	0	0	1	0	2	0	0	4	No
42.2805 School Psychology	17 - Doctor's degree - research / scholarship	1	Men	0	0	0	0	0	0	1	0	0	1	
			Women	0	0	0	0	0	4	0	0	4		
			Total	0	0	0	0	0	5	0	0	5	No	
42.2806 Educational Psychology	7 - Master's degree	1	Men	0	0	0	0	0	0	0	0	0	0	
			Women	0	0	0	0	0	0	0	0	0	0	
			Total	0	0	0	0	0	0	0	0	0	0	No
42.2806 Educational Psychology	8 - Post-Master's certificates	1	Men	0	0	0	0	0	0	0	0	0	0	
			Women	0	0	0	0	0	0	0	0	0	0	
			Total	0	0	0	0	0	0	0	0	0	0	No
42.2806 Educational Psychology	17 - Doctor's degree - research / scholarship	1	Men	0	0	0	0	0	0	0	0	0	0	
			Women	0	0	0	0	0	0	0	0	0	0	
			Total	0	0	0	0	0	0	0	0	0	0	No
43.0203 Fire Science/Fire-fighting	2 - Awards of at least 1 but less than 2 academic years	1	Men	0	7	0	0	0	0	15	0	0	22	
			Women	0	0	0	0	0	0	0	0	0	0	
			Total	0	7	0	0	0	0	15	0	0	22	No
43.0203 Fire Science/Fire-fighting	5 - Bachelor's degree	1	Men	0	0	0	0	0	0	0	0	0	0	
			Women	0	0	0	0	0	0	0	0	0	0	
			Total	0	0	0	0	0	0	0	0	0	0	Yes
43.0203 Fire Science/Fire-fighting	6 - Postbaccalaureate certificates	1	Men	0	1	0	0	0	0	6	0	0	7	
			Women	0	0	0	0	0	1	0	0	1		
			Total	0	1	0	0	0	7	0	0	8	No	
43.0203 Fire Science/Fire-fighting	7 - Master's degree	1	Men	0	0	0	0	0	0	4	0	0	4	
			Women	0	0	0	0	0	0	0	0	0	0	
			Total	0	0	0	0	0	4	0	0	4	Yes	
45.0201 Anthropology	2 - Awards of at least 1 but less than 2 academic years	1	Men	0	2	0	0	0	0	0	0	0	2	
			Women	0	5	0	1	1	5	0	0	12		
			Total	0	7	0	1	1	5	0	0	14	No	
45.0201 Anthropology	5 - Bachelor's degree	1	Men	0	13	0	0	4	1	14	1	0	33	
			Women	1	24	0	12	14	1	41	6	0	99	
			Total	1	37	0	12	18	2	55	7	0	132	Yes
45.0201 Anthropology	6 - Postbaccalaureate certificates	1	Men	0	0	0	0	0	0	0	0	0	0	
			Women	0	0	0	0	0	0	0	0	0	0	
			Total	0	0	0	0	0	0	0	0	0	0	No
45.0201 Anthropology	7 - Master's degree	1	Men	0	0	0	0	0	0	2	0	0	2	
			Women	0	2	0	0	0	0	5	0	0	7	
			Total	0	2	0	0	0	0	7	0	0	9	No
45.0201 Anthropology	17 - Doctor's degree - research / scholarship	1	Men	2	0	0	0	0	0	4	0	1	7	
			Women	4	1	0	0	0	0	3	0	1	9	
			Total	6	1	0	0	0	0	7	0	2	16	No
45.0201		2	Men	0	1	0	0	0	0	2	0	0	3	



CIPCODE	Award Level	Major	Gender	Non Resident Alien	Hispanic / Latino	American Indian or Alaska Native	Asian	Black or African American	Native Hawaiian or Other Pacific Islander	White	Two or more Races	Race/ ethnicity unknown	Total	distance education program
Anthropology	5 - Bachelor's degree		Women	0	1	0	0	0	0	3	1	0	5	
			Total	0	2	0	0	0	0	5	1	0	8	No
45.0401 Criminology	5 - Bachelor's degree	1	Men	2	5	0	2	5	1	25	4	0	44	
			Women	1	25	0	3	10	0	55	2	5	101	
			Total	3	30	0	5	15	1	80	6	5	145	Yes
45.0401 Criminology	7 - Master's degree	1	Men	0	0	0	0	0	0	0	0	0	0	
			Women	0	0	0	0	0	0	3	0	0	3	
			Total	0	0	0	0	0	0	3	0	0	3	No
45.0401 Criminology	17 - Doctor's degree - research / scholarship	1	Men	0	0	0	0	0	0	0	0	0	0	
			Women	1	1	0	0	0	0	2	0	0	4	
			Total	1	1	0	0	0	0	2	0	0	4	No
45.0401 Criminology	5 - Bachelor's degree	2	Men	0	2	0	0	0	0	0	0	0	2	
			Women	0	3	0	1	2	0	8	1	0	15	
			Total	0	5	0	1	2	0	8	1	0	17	No
45.0601 Economics, General	5 - Bachelor's degree	1	Men	8	33	0	12	6	0	86	1	6	152	
			Women	2	23	0	4	2	1	41	4	3	80	
			Total	10	56	0	16	8	1	127	5	9	232	No
45.0601 Economics, General	7 - Master's degree	1	Men	2	0	0	1	0	0	4	0	0	7	
			Women	3	0	0	0	1	0	0	0	0	4	
			Total	5	0	0	1	1	0	4	0	0	11	No
45.0601 Economics, General	17 - Doctor's degree - research / scholarship	1	Men	0	0	0	0	0	0	0	0	0	0	
			Women	0	0	0	0	0	0	0	0	0	0	
			Total	0	0	0	0	0	0	0	0	0	0	No
45.0601 Economics, General	5 - Bachelor's degree	2	Men	0	3	0	0	0	0	5	0	0	8	
			Women	0	5	0	1	0	0	5	1	0	12	
			Total	0	8	0	1	0	0	10	1	0	20	No
45.0701 Geography	2 - Awards of at least 1 but less than 2 academic years	1	Men	0	6	0	0	0	0	8	0	0	14	
			Women	0	2	0	0	3	0	8	0	0	13	
			Total	0	8	0	0	3	0	16	0	0	27	No
45.0701 Geography	5 - Bachelor's degree	1	Men	0	3	0	0	1	0	12	0	0	16	
			Women	0	1	0	1	2	0	5	1	0	10	
			Total	0	4	0	1	3	0	17	1	0	26	Yes
45.0701 Geography	6 - Postbaccalaureate certificates	1	Men	2	0	0	0	0	0	2	0	0	4	
			Women	1	0	0	0	0	0	3	0	0	4	
			Total	3	0	0	0	0	0	5	0	0	8	No
45.0701 Geography	7 - Master's degree	1	Men	1	0	0	0	0	0	0	0	0	1	
			Women	0	0	0	0	0	0	1	0	0	1	
			Total	1	0	0	0	0	0	1	0	0	2	No
45.0701 Geography	17 - Doctor's degree - research / scholarship	1	Men	1	0	0	0	0	0	0	0	0	1	
			Women	1	0	0	0	0	0	0	1	0	2	
			Total	2	0	0	0	0	0	0	1	0	3	No
45.0701 Geography	5 - Bachelor's degree	2	Men	0	1	0	0	0	0	1	0	0	2	
			Women	1	0	0	0	0	0	2	1	0	4	
			Total	1	1	0	0	0	0	3	1	0	6	No
45.0901 International Relations and Affairs	7 - Master's degree	1	Men	0	1	0	0	0	0	1	0	0	2	
			Women	1	1	0	0	0	0	0	0	1	3	

CIPCODE	Award Level	Major	Gender	Non Resident Alien	Hispanic / Latino	American Indian or Alaska Native	Asian	Black or African American	Native Hawaiian or Other Pacific Islander	White	Two or more Races	Race/ ethnicity unknown	Total	distance education program
			Total	1	2	0	0	0	0	1	0	1	5	No
45.1001 Political Science and Government, General	2 - Awards of at least 1 but less than 2 academic years	1	Men	1	12	0	1	0	0	14	1	1	30	
			Women	0	11	0	3	1	0	9	3	0	27	
			Total	1	23	0	4	1	0	23	4	1	57	No
45.1001 Political Science and Government, General	5 - Bachelor's degree	1	Men	1	45	0	1	4	0	89	3	7	150	
			Women	3	38	0	4	12	1	64	4	0	126	
			Total	4	83	0	5	16	1	153	7	7	276	No
45.1001 Political Science and Government, General	6 - Postbaccalaureate certificates	1	Men	0	0	0	0	0	0	4	1	0	5	
			Women	0	0	0	0	0	0	3	0	0	3	
			Total	0	0	0	0	0	0	7	1	0	8	No
45.1001 Political Science and Government, General	7 - Master's degree	1	Men	1	2	0	0	0	0	10	1	0	14	
			Women	3	0	0	0	0	0	6	0	0	9	
			Total	4	2	0	0	0	0	16	1	0	23	No
45.1001 Political Science and Government, General	17 - Doctor's degree - research / scholarship	1	Men	2	0	0	0	1	0	2	0	1	6	
			Women	2	0	0	0	0	0	2	0	1	5	
			Total	4	0	0	0	1	0	4	0	2	11	No
45.1001 Political Science and Government, General	5 - Bachelor's degree	2	Men	1	11	0	0	2	0	15	2	0	31	
			Women	1	16	0	2	3	0	21	4	4	51	
			Total	2	27	0	2	5	0	36	6	4	82	No
45.1101 Sociology	5 - Bachelor's degree	1	Men	0	9	0	3	11	0	7	1	0	31	
			Women	0	21	0	10	17	1	53	1	0	103	
			Total	0	30	0	13	28	1	60	2	0	134	Yes
45.1101 Sociology	7 - Master's degree	1	Men	0	0	0	0	0	0	2	0	0	2	
			Women	1	0	0	0	0	0	0	0	0	1	
			Total	1	0	0	0	0	0	2	0	0	3	No
45.1101 Sociology	17 - Doctor's degree - research / scholarship	1	Men	1	0	0	0	0	0	2	0	0	3	
			Women	2	1	0	0	0	0	2	1	0	6	
			Total	3	1	0	0	0	0	4	1	0	9	No
45.1101 Sociology	5 - Bachelor's degree	2	Men	0	2	0	0	1	0	1	0	0	4	
			Women	0	1	0	0	0	0	6	0	0	7	
			Total	0	3	0	0	1	0	7	0	0	11	No
50.0102 Digital Arts	5 - Bachelor's degree	1	Men	0	6	0	1	2	0	13	0	0	22	
			Women	0	7	0	6	1	0	11	2	2	29	
			Total	0	13	0	7	3	0	24	2	2	51	Yes
50.0102 Digital Arts	7 - Master's degree	1	Men	0	1	0	0	0	0	1	0	0	2	
			Women	1	1	0	1	0	0	0	0	1	4	
			Total	1	2	0	1	0	0	1	0	1	6	No
50.0301 Dance, General	2 - Awards of at least 1 but less than 2 academic years	1	Men	0	0	0	0	0	0	0	0	0	0	
			Women	0	1	0	1	0	0	3	0	0	5	
			Total	0	1	0	1	0	0	3	0	0	5	No
50.0301 Dance, General	5 - Bachelor's degree	1	Men	0	2	0	0	1	0	1	1	0	5	
			Women	0	5	0	1	4	0	6	0	1	17	
			Total	0	7	0	1	5	0	7	1	1	22	No
50.0408 Interior Design	5 - Bachelor's degree	1	Men	0	0	0	0	0	0	0	0	0	0	
			Women	0	4	0	1	1	0	15	0	0	21	
			Total	0	4	0	1	1	0	15	0	0	21	No

CIPCODE	Award Level	Major	Gender	Non Resident Alien	Hispanic / Latino	American Indian or Alaska Native	Asian	Black or African American	Native Hawaiian or Other Pacific Islander	White	Two or more Races	Race/ ethnicity unknown	Total	distance education program
50.0408 Interior Design	7 - Master's degree	1	Men	1	0	0	0	0	0	0	0	0	1	
			Women	1	1	0	0	0	0	0	0	0	2	
			Total	2	1	0	0	0	0	0	0	0	3	No
50.0409 Graphic Design	2 - Awards of at least 1 but less than 2 academic years	1	Men	0	0	0	0	0	0	2	0	0	2	
			Women	0	4	1	3	0	0	3	0	0	11	
			Total	0	4	1	3	0	0	5	0	0	13	No
50.0409 Graphic Design	5 - Bachelor's degree	1	Men	0	1	0	0	0	0	1	0	0	2	
			Women	5	5	0	1	1	0	12	0	0	24	
			Total	5	6	0	1	1	0	13	0	0	26	No
50.0501 Drama and Dramatics/Theatre Arts, General	2 - Awards of at least 1 but less than 2 academic years	1	Men	0	0	0	0	0	0	0	0	0	0	
			Women	0	0	0	0	0	0	0	0	0	0	
			Total	0	0	0	0	0	0	0	0	0	0	No
50.0501 Drama and Dramatics/Theatre Arts, General	5 - Bachelor's degree	1	Men	0	8	0	0	0	0	11	0	2	21	
			Women	0	10	0	1	3	0	17	0	0	31	
			Total	0	18	0	1	3	0	28	0	2	52	No
50.0501 Drama and Dramatics/Theatre Arts, General	7 - Master's degree	1	Men	1	0	0	0	1	0	4	0	1	7	
			Women	0	1	0	0	0	0	3	0	0	4	
			Total	1	1	0	0	1	0	7	0	1	11	No
50.0702 Fine/Studio Arts, General	2 - Awards of at least 1 but less than 2 academic years	1	Men	0	0	0	0	0	0	0	0	0	0	
			Women	0	2	0	0	0	0	6	0	0	8	
			Total	0	2	0	0	0	0	6	0	0	8	No
50.0702 Fine/Studio Arts, General	5 - Bachelor's degree	1	Men	0	6	0	0	0	0	6	1	1	14	
			Women	2	20	1	2	3	0	23	2	1	54	
			Total	2	26	1	2	3	0	29	3	2	68	No
50.0702 Fine/Studio Arts, General	7 - Master's degree	1	Men	1	0	0	0	0	0	4	0	0	5	
			Women	4	2	0	0	1	0	2	0	1	10	
			Total	5	2	0	0	1	0	6	0	1	15	No
50.0703 Art History, Criticism and Conservation	5 - Bachelor's degree	1	Men	0	0	0	0	0	0	0	0	0	0	
			Women	0	3	0	0	0	0	6	0	0	9	
			Total	0	3	0	0	0	0	6	0	0	9	No
50.0703 Art History, Criticism and Conservation	7 - Master's degree	1	Men	0	0	0	0	0	0	1	0	0	1	
			Women	0	0	0	0	0	0	2	0	0	2	
			Total	0	0	0	0	0	0	3	0	0	3	No
50.0703 Art History, Criticism and Conservation	17 - Doctor's degree - research / scholarship	1	Men	0	0	0	0	0	0	0	0	0	0	
			Women	0	0	0	0	0	0	3	0	0	3	
			Total	0	0	0	0	0	0	3	0	0	3	No
50.0799 Fine Arts and Art Studies, Other	6 - Postbaccalaureate certificates	1	Men	0	0	0	0	0	0	0	0	0	0	
			Women	0	0	0	0	0	0	0	0	0	0	
			Total	0	0	0	0	0	0	0	0	0	0	No
50.0799 Fine Arts and Art Studies, Other	7 - Master's degree	1	Men	1	0	0	0	0	0	0	0	0	1	
			Women	0	0	0	0	0	0	5	0	0	5	
			Total	1	0	0	0	0	0	5	0	0	6	Yes
50.0901 Music, General	2 - Awards of at least 1 but less than 2 academic years	1	Men	0	1	0	1	0	0	3	0	0	5	
			Women	0	4	0	0	1	0	6	2	0	13	
			Total	0	5	0	1	1	0	9	2	0	18	No
50.0901		1	Men	0	6	0	1	0	0	8	1	2	18	







CIPCODE	Award Level	Major	Gender	Non Resident Alien	Hispanic / Latino	American Indian or Alaska Native	Asian	Black or African American	Native Hawaiian or Other Pacific Islander	White	Two or more Races	Race/ ethnicity unknown	Total	distance education program
Public Health, General	8 - Post-Master's certificates		Women	0	0	0	0	0	0	0	0	0	0	
			Total	1	0	0	0	0	0	0	0	0	1	No
51.2201	17 - Doctor's degree - research / scholarship	1	Men	2	0	0	0	0	0	0	0	0	2	
Public Health, General			Women	1	0	0	0	0	0	6	0	0	7	
			Total	3	0	0	0	0	0	6	0	0	9	No
51.2202	7 - Master's degree		Men	0	0	0	0	0	0	2	0	0	2	
Environmental Health		1	Women	0	1	0	0	0	0	2	0	0	3	
			Total	0	1	0	0	0	0	4	0	0	5	Yes
51.2208	5 - Bachelor's degree		Men	0	5	0	2	6	3	2	1	1	20	
Community Health and Preventive Medicine		1	Women	3	28	0	14	32	11	111	6	1	206	
			Total	3	33	0	16	38	14	113	7	2	226	Yes
51.2208	7 - Master's degree		Men	1	0	0	0	0	0	0	1	0	2	
Community Health and Preventive Medicine		1	Women	1	2	0	1	3	0	9	1	1	18	
			Total	2	2	0	1	3	0	9	2	1	20	Yes
51.2299	6 - Postbaccalaureate certificates		Men	0	0	0	0	0	0	0	0	0	0	
Public Health, Other		1	Women	0	0	0	0	0	0	0	0	0	0	
			Total	0	0	0	0	0	0	0	0	0	0	No
51.2299	8 - Post-Master's certificates		Men	0	0	0	0	0	0	0	0	0	0	
Public Health, Other		1	Women	0	0	0	0	0	0	0	0	0	0	
			Total	0	0	0	0	0	0	0	0	0	0	No
51.2306	6 - Postbaccalaureate certificates		Men	0	0	0	0	0	0	0	0	0	0	
Occupational Therapy/Therapist		1	Women	0	0	0	0	0	0	0	0	0	0	
			Total	0	0	0	0	0	0	0	0	0	0	No
51.2306	7 - Master's degree		Men	0	0	0	0	0	0	1	0	0	1	
Occupational Therapy/Therapist		1	Women	0	6	0	0	2	0	35	0	0	43	
			Total	0	6	0	0	2	0	36	0	0	44	No
51.2306	8 - Post-Master's certificates		Men	0	0	0	0	0	0	0	0	0	0	
Occupational Therapy/Therapist		1	Women	0	0	0	0	0	0	0	0	0	0	
			Total	0	0	0	0	0	0	0	0	0	0	No
51.2308	18 - Doctor's degree - professional practice		Men	0	2	0	1	0	0	17	0	0	20	
Physical Therapy/Therapist		1	Women	0	5	0	2	2	0	32	3	1	45	
			Total	0	7	0	3	2	0	49	3	1	65	No
51.2314	17 - Doctor's degree - research / scholarship		Men	2	0	0	0	0	0	0	0	0	2	
Rehabilitation Science		1	Women	2	0	0	1	0	0	2	0	0	5	
			Total	4	0	0	1	0	0	2	0	0	7	No
51.2401	8 - Post-Master's certificates		Men	0	2	0	0	0	0	3	0	1	6	
Veterinary Medicine		1	Women	0	10	0	1	2	0	45	0	2	60	
			Total	0	12	0	1	2	0	48	0	3	66	No
51.2401	18 - Doctor's degree - professional practice		Men	0	3	0	1	0	0	9	0	1	14	
Veterinary Medicine		1	Women	1	12	0	2	3	0	78	0	1	97	
			Total	1	15	0	3	3	0	87	0	2	111	No
51.2501	6 - Postbaccalaureate certificates		Men	0	0	0	0	0	0	0	0	0	0	
Veterinary Sciences/Veterinary Clinical Sciences, General		1	Women	0	0	0	0	0	0	0	0	0	0	
			Total	0	0	0	0	0	0	0	0	0	0	No
51.2501	7 - Master's degree		Men	0	0	0	1	0	0	7	0	0	8	
		1	Women	5	4	0	2	3	0	44	1	1	60	

CIPCODE	Award Level	Major	Gender	Non Resident Alien	Hispanic / Latino	American Indian or Alaska Native	Asian	Black or African American	Native Hawaiian or Other Pacific Islander	White	Two or more Races	Race/ ethnicity unknown	Total	distance education program
Veterinary Sciences/Veterinary Clinical Sciences, General			Total	5	4	0	3	3	0	51	1	1	68	Yes
51.2501 Veterinary Sciences/Veterinary Clinical Sciences, General	8 - Post-Master's certificates	1	Men	3	0	0	0	0	0	7	0	1	11	
			Women	8	8	0	0	2	0	27	3	3	51	
			Total	11	8	0	0	2	0	34	3	4	62	No
51.2501 Veterinary Sciences/Veterinary Clinical Sciences, General	17 - Doctor's degree - research / scholarship	1	Men	1	1	0	0	0	0	2	0	0	4	
			Women	0	1	0	0	0	0	2	0	0	3	
			Total	1	2	0	0	0	0	4	0	0	7	No
51.3101 Dietetics/Dietitian	5 - Bachelor's degree	1	Men	0	0	0	0	0	0	2	0	0	2	
			Women	0	7	0	1	0	0	14	0	1	23	
			Total	0	7	0	1	0	0	16	0	1	25	No
51.3101 Dietetics/Dietitian	5 - Bachelor's degree	2	Men	0	0	0	0	0	0	0	0	0	0	
			Women	0	0	0	0	0	0	0	0	0	0	
			Total	0	0	0	0	0	0	0	0	0	0	No
51.3801 Registered Nursing/Registered Nurse	5 - Bachelor's degree	1	Men	0	3	1	1	0	0	9	1	0	15	
			Women	0	27	0	12	20	2	132	8	7	208	
			Total	0	30	1	13	20	2	141	9	7	223	Yes
51.3801 Registered Nursing/Registered Nurse	6 - Postbaccalaureate certificates	1	Men	0	0	0	0	0	0	0	0	0	0	
			Women	0	0	0	0	0	0	0	0	0	0	
			Total	0	0	0	0	0	0	0	0	0	0	No
51.3801 Registered Nursing/Registered Nurse	7 - Master's degree	1	Men	0	0	0	0	0	0	0	0	0	0	
			Women	0	0	0	0	0	0	0	0	0	0	
			Total	0	0	0	0	0	0	0	0	0	0	No
51.3801 Registered Nursing/Registered Nurse	8 - Post-Master's certificates	1	Men	0	0	0	0	0	0	0	0	0	0	
			Women	0	0	0	0	0	0	0	0	0	0	
			Total	0	0	0	0	0	0	0	0	0	0	No
51.3808 Nursing Science	17 - Doctor's degree - research / scholarship	1	Men	1	0	0	0	0	0	0	0	0	1	
			Women	1	0	0	0	1	0	3	0	0	5	
			Total	2	0	0	0	1	0	3	0	0	6	No
51.3818 Nursing Practice	6 - Postbaccalaureate certificates	1	Men	0	0	0	0	0	0	0	0	0	0	
			Women	0	0	0	0	0	0	0	0	0	0	
			Total	0	0	0	0	0	0	0	0	0	0	No
51.3818 Nursing Practice	8 - Post-Master's certificates	1	Men	0	0	0	0	0	0	0	0	0	0	
			Women	0	1	0	0	0	0	1	0	1	3	
			Total	0	1	0	0	0	0	1	0	1	3	No
51.3818 Nursing Practice	18 - Doctor's degree - professional practice	1	Men	0	1	0	0	0	0	7	0	0	8	
			Women	0	6	0	3	3	0	42	1	2	57	
			Total	0	7	0	3	3	0	49	1	2	65	Yes
52.0201 Business Administration and Management, General	5 - Bachelor's degree	1	Men	7	45	0	9	5	0	133	5	9	213	
			Women	6	48	1	11	5	0	97	3	5	176	
			Total	13	93	1	20	10	0	230	8	14	389	Yes
52.0201 Business Administration and Management, General	6 - Postbaccalaureate certificates	1	Men	0	0	0	0	0	0	1	0	0	1	
			Women	2	0	0	0	0	0	1	0	0	3	
			Total	2	0	0	0	0	0	2	0	0	4	No
52.0201	7 - Master's degree	1	Men	21	57	1	28	13	0	231	4	15	370	
			Women	27	58	1	20	12	0	162	1	10	291	





CIPCODE	Award Level	Major	Gender	Non Resident Alien	Hispanic / Latino	American Indian or Alaska Native	Asian	Black or African American	Native Hawaiian or Other Pacific Islander	White	Two or more Races	Race/ ethnicity unknown	Total	distance education program
	6 - Postbaccalaureate certificates		Total	0	0	0	0	0	0	0	0	0	0	No
54.0101 History, General	7 - Master's degree	1	Men	0	0	0	0	0	0	2	0	1	3	
Women			0	0	0	0	0	0	0	0	0	1	1	
Total			0	0	0	0	0	0	2	0	2	4	No	
54.0101 History, General	17 - Doctor's degree - research / scholarship	1	Men	1	0	0	0	1	0	3	0	0	5	
Women			0	0	0	0	0	0	2	0	1	3		
Total			1	0	0	0	1	0	5	0	1	8	No	
54.0101 History, General	5 - Bachelor's degree	2	Men	0	3	0	0	2	0	9	1	1	16	
Women			1	1	0	0	0	0	13	0	0	15		
Total			1	4	0	0	2	0	22	1	1	31	No	





99.0000 Summary Grand Totals	Award Level	Nonresident alien	Hispanic Latino	American Indian or Alaska Native	Asian	Black or African American	Native Hawaiian or Other Pacific Islander	White	Two or more Races	Race/ethnicity unknown	Total	PY Total
Women		0	0	0	0	0	0	1	0	0	1	0
<b>Total</b>		0	0	0	0	0	0	1	0	0	1	0
<b>Bachelor's degree</b>	<b>5</b>											
Men		1	35	0	7	5	1	59	5	5	118	89
Women		5	39	0	10	9	1	99	11	7	181	141
<b>Total</b>		6	74	0	17	14	2	158	16	12	299	230
<b>Master's degree</b>	<b>7</b>											
Men		0	0	0	0	0	0	1	0	0	1	0
Women		0	0	0	0	0	0	0	0	0	0	0
<b>Total</b>		0	0	0	0	0	0	1	0	0	1	0

Grand Total Men		1	35	0	7	5	1	60	5	5	119	89
Grand Total Women		5	39	0	10	9	1	100	11	7	182	141
Grand Total		6	74	0	17	14	2	160	16	12	301	230

PY Grand Total Men		2	20	0	2	2	0	57	3	3		89
PY Grand Total Women		2	34	0	8	14	0	72	3	8		141
PY Grand Total		4	54	0	10	16	0	129	6	11		230

## All Completers

Institutions must report the following information. (Some data will be pre-populated from the completions by CIP code data.)

## All Completers

Number of students by gender and race and ethnicity earning an award between July 1, 2018 and June 30, 2019. Count each student only once, regardless of how many awards he/she earned. The intent of this screen is to collect an unduplicated count of total numbers of *completers*.

- Report Hispanic/Latino individuals of any race as Hispanic/Latino
- Report race for non-Hispanic/Latino individuals only

	Men		Women		Total Students
	Number of Students	Total Awards	Number of Students	Total Awards	
<u>Nonresident alien</u>	842	884	616	645	1,458
<u>Hispanic/Latino</u>	1,087	1,177	1,612	1,780	2,699
<u>American Indian or Alaska Native</u>	16	17	15	17	31
<u>Asian</u>	479	507	551	599	1,030
<u>Black or African American</u>	294	307	572	618	866
<u>Native Hawaiian or Other Pacific Islander</u>	24	24	71	78	95
<u>White</u>	3,438	3,740	4,640	5,052	8,078
<u>Two or more races</u>	157	173	228	262	385
<u>Race and ethnicity unknown</u>	200	215	253	272	453
<b>TOTAL</b>	6,537	7,044	8,558	9,323	15,095
<b>PY TOTAL</b>	<b>6,542</b>		<b>7,955</b>		<b>14,497</b>

Completers by Level

Institutions must report the number of students who earned an award by level. This screen will be shown for each of the following consolidated award levels for which there is a reported completion:

- Postsecondary awards, certificates, or diplomas of less than 1 academic year
  - Less than 900 clock hours, or
  - Less than 30 SEMESTER or TRIMESTER credit hours, or
  - Less than 45 QUARTER credit hours
- Postsecondary awards, certificates, or diplomas of at least 1 but less than 4 academic years
  - 900 or more clock hours, or
  - 30 or more SEMESTER or TRIMESTER credit hours, or
  - 45 or more QUARTER credit hours
- Associate's degrees
- Bachelor's degrees
- Master's degrees
- Doctor's degrees
- Postbaccalaureate and post-master's certificates

**Postsecondary award, certificate, or diploma of less than 1 academic year:**

**Less than 900 clock hours, or less than 30 semester or trimester credit hours, or less than 45 quarter credit hours**

Number of students by gender, by race and ethnicity, and by age earning this award between July 1, 2018 and June 30, 2019. Each student should be counted once per award level. For example, if a student earned a master's degree and a doctor's degree, he/she should be counted once in master's and once in doctor's. A student earning two master's degrees should be counted only once.

- Report Hispanic/Latino individuals of any race as Hispanic/Latino
- Report race for non-Hispanic/Latino individuals only


	Number of Students	Total Awards
<b>By Gender</b>		
Men	<input type="text" value="0"/>	0
Women	<input type="text" value="5"/>	5
<b>TOTAL</b>	5	5
PY TOTAL		

**By Race/Ethnicity**

<u>Nonresident alien</u>	<input type="text" value="0"/>	0
<u>Hispanic/Latino</u>	<input type="text" value="1"/>	1

<u>American Indian or Alaska Native</u>	<input type="text" value="1"/>	1
<u>Asian</u>	<input type="text" value="0"/>	0
<u>Black or African American</u>	<input type="text" value="1"/>	1
<u>Native Hawaiian or Other Pacific Islander</u>	<input type="text" value="0"/>	0
<u>White</u>	<input type="text" value="2"/>	2
Two or more races	<input type="text" value="0"/>	0
<u>Race and ethnicity unknown</u>	<input type="text" value="0"/>	0
<b>TOTAL</b>	<b>5</b>	<b>5</b>

--	--	--

 **By Age**

Under 18	<input type="text"/>	
18-24	<input type="text" value="4"/>	
25-39	<input type="text" value="1"/>	
40 and Above	<input type="text"/>	
Age Unknown	<input type="text"/>	
<b>TOTAL</b>	<b>5</b>	<b>5</b>



Completers by Level

Institutions must report the number of students who earned an award by level. This screen will be shown for each of the following consolidated award levels for which there is a reported completion:

- Postsecondary awards, certificates, or diplomas of less than 1 academic year
  - Less than 900 clock hours, or
  - Less than 30 SEMESTER or TRIMESTER credit hours, or
  - Less than 45 QUARTER credit hours
- Postsecondary awards, certificates, or diplomas of at least 1 but less than 4 academic years
  - 900 or more clock hours, or
  - 30 or more SEMESTER or TRIMESTER credit hours, or
  - 45 or more QUARTER credit hours
- Associate's degrees
- Bachelor's degrees
- Master's degrees
- Doctor's degrees
- Postbaccalaureate and post-master's certificates

**Postsecondary award, certificate, or diploma of at least 1 but less than 4 academic years:  
900 or more clock hours, or 30 or more semester or trimester credit hours, or 45 or more quarter credit hours**

Number of students by gender, by race and ethnicity, and by age earning this award between July 1, 2018 and June 30, 2019. Each student should be counted once per award level. For example, if a student earned a master's degree and a doctor's degree, he/she should be counted once in master's and once in doctor's. A student earning two master's degrees should be counted only once.

- Report Hispanic/Latino individuals of any race as Hispanic/Latino
- Report race for non-Hispanic/Latino individuals only

	Number of Students	Total Awards
<b>By Gender</b>		
Men	<input type="text" value="92"/>	97
Women	<input type="text" value="141"/>	148
<b>TOTAL</b>	233	245
PY TOTAL		

<b>By Race/Ethnicity</b>		
<u>Nonresident alien</u>	<input type="text" value="4"/>	4
<u>Hispanic/Latino</u>	<input type="text" value="77"/>	80
<u>American Indian or Alaska Native</u>		1

	<input type="text" value="1"/>	
<u>Asian</u>	<input type="text" value="14"/>	15
<u>Black or African American</u>	<input type="text" value="8"/>	8
<u>Native Hawaiian or Other Pacific Islander</u>	<input type="text" value="1"/>	1
<u>White</u>	<input type="text" value="114"/>	121
Two or more races	<input type="text" value="11"/>	12
<u>Race and ethnicity unknown</u>	<input type="text" value="3"/>	3
<b>TOTAL</b>	233	245

<b>By Age</b>		
Under 18	<input type="text" value="0"/>	
18-24	<input type="text" value="194"/>	
25-39	<input type="text" value="29"/>	
40 and Above	<input type="text" value="10"/>	
Age Unknown	<input type="text"/>	
<b>TOTAL</b>	233	245

Completers by Level

Institutions must report the number of students who earned an award by level. This screen will be shown for each of the following consolidated award levels for which there is a reported completion:

- Postsecondary awards, certificates, or diplomas of less than 1 academic year
  - Less than 900 clock hours, or
  - Less than 30 SEMESTER or TRIMESTER credit hours, or
  - Less than 45 QUARTER credit hours
- Postsecondary awards, certificates, or diplomas of at least 1 but less than 4 academic years
  - 900 or more clock hours, or
  - 30 or more SEMESTER or TRIMESTER credit hours, or
  - 45 or more QUARTER credit hours
- Associate's degrees
- Bachelor's degrees
- Master's degrees
- Doctor's degrees
- Postbaccalaureate and post-master's certificates

Associate's degrees

Number of students by gender, by race and ethnicity, and by age earning this award between July 1, 2018 and June 30, 2019. Each student should be counted once per award level. For example, if a student earned a master's degree and a doctor's degree, he/she should be counted once in master's and once in doctor's. A student earning two master's degrees should be counted only once.

- Report Hispanic/Latino individuals of any race as Hispanic/Latino
- Report race for non-Hispanic/Latino individuals only

	Number of Students	Total Awards
<b>By Gender</b>		
Men	<input type="text" value="56"/>	56
Women	<input type="text" value="123"/>	123
<b>TOTAL</b>	179	179
<b>PY TOTAL</b>	<b>301</b>	

By Race/Ethnicity

<u>Nonresident alien</u>	<input type="text" value="3"/>	3
<u>Hispanic/Latino</u>	<input type="text" value="39"/>	39
<u>American Indian or Alaska Native</u>	<input type="text" value="0"/>	0

<u>Asian</u>	<input type="text" value="16"/>	16
<u>Black or African American</u>	<input type="text" value="22"/>	22
<u>Native Hawaiian or Other Pacific Islander</u>	<input type="text" value="6"/>	6
<u>White</u>	<input type="text" value="81"/>	81
Two or more races	<input type="text" value="9"/>	9
<u>Race and ethnicity unknown</u>	<input type="text" value="3"/>	3
<b>TOTAL</b>	179	179

 **By Age**

Under 18	<input type="text" value="0"/>	
18-24	<input type="text" value="170"/>	
25-39	<input type="text" value="9"/>	
40 and Above	<input type="text" value="0"/>	
Age Unknown	<input type="text" value="0"/>	
<b>TOTAL</b>	179	179

Completers by Level

Institutions must report the number of students who earned an award by level. This screen will be shown for each of the following consolidated award levels for which there is a reported completion:

- Postsecondary awards, certificates, or diplomas of less than 1 academic year
  - Less than 900 clock hours, or
  - Less than 30 SEMESTER or TRIMESTER credit hours, or
  - Less than 45 QUARTER credit hours
- Postsecondary awards, certificates, or diplomas of at least 1 but less than 4 academic years
  - 900 or more clock hours, or
  - 30 or more SEMESTER or TRIMESTER credit hours, or
  - 45 or more QUARTER credit hours
- Associate's degrees
- Bachelor's degrees
- Master's degrees
- Doctor's degrees
- Postbaccalaureate and post-master's certificates

**Bachelor's degrees**

Number of students by gender, by race and ethnicity, and by age earning this award between July 1, 2018 and June 30, 2019. Each student should be counted once per award level. For example, if a student earned a master's degree and a doctor's degree, he/she should be counted once in master's and once in doctor's. A student earning two master's degrees should be counted only once.

- Report Hispanic/Latino individuals of any race as Hispanic/Latino
- Report race for non-Hispanic/Latino individuals only

	Number of Students	Total Awards
<b>By Gender</b>		
Men	3,796	3,948
Women	5,194	5,416
<b>TOTAL</b>	8,990	9,364
PY TOTAL	8,295	

**By Race/Ethnicity**

<u>Nonresident alien</u>	160	164
<u>Hispanic/Latino</u>	1,960	2,042
<u>American Indian or Alaska Native</u>	19	19

<u>Asian</u>	<input type="text" value="654"/>	683
<u>Black or African American</u>	<input type="text" value="530"/>	549
<u>Native Hawaiian or Other Pacific Islander</u>	<input type="text" value="79"/>	81
<u>White</u>	<input type="text" value="5,045"/>	5,254
Two or more races	<input type="text" value="305"/>	320
<u>Race and ethnicity unknown</u>	<input type="text" value="238"/>	252
<b>TOTAL</b>	8,990	9,364

 **By Age**

Under 18	<input type="text" value="0"/>	
18-24	<input type="text" value="8,186"/>	
25-39	<input type="text" value="702"/>	
40 and Above	<input type="text" value="41"/>	
Age Unknown	<input type="text" value="61"/>	
<b>TOTAL</b>	8,990	9,364

Completers by Level

Institutions must report the number of students who earned an award by level. This screen will be shown for each of the following consolidated award levels for which there is a reported completion:

- Postsecondary awards, certificates, or diplomas of less than 1 academic year
  - Less than 900 clock hours, or
  - Less than 30 SEMESTER or TRIMESTER credit hours, or
  - Less than 45 QUARTER credit hours
- Postsecondary awards, certificates, or diplomas of at least 1 but less than 4 academic years
  - 900 or more clock hours, or
  - 30 or more SEMESTER or TRIMESTER credit hours, or
  - 45 or more QUARTER credit hours
- Associate's degrees
- Bachelor's degrees
- Master's degrees
- Doctor's degrees
- Postbaccalaureate and post-master's certificates

**Master's degrees**

Number of students by gender, by race and ethnicity, and by age earning this award between July 1, 2018 and June 30, 2019. Each student should be counted once per award level. For example, if a student earned a master's degree and a doctor's degree, he/she should be counted once in master's and once in doctor's. A student earning two master's degrees should be counted only once.

- Report Hispanic/Latino individuals of any race as Hispanic/Latino
- Report race for non-Hispanic/Latino individuals only

	Number of Students	Total Awards
<b>By Gender</b>		
Men	1,838	1,846
Women	1,929	1,941
<b>TOTAL</b>	3,767	3,787
PY TOTAL	4,267	

**By Race/Ethnicity**

<u>Nonresident alien</u>	927	930
<u>Hispanic/Latino</u>	459	462
<u>American Indian or Alaska Native</u>	7	7

<u>Asian</u>	<input type="text" value="190"/>	190
<u>Black or African American</u>	<input type="text" value="161"/>	163
<u>Native Hawaiian or Other Pacific Islander</u>	<input type="text" value="2"/>	2
<u>White</u>	<input type="text" value="1,866"/>	1,878
Two or more races	<input type="text" value="51"/>	51
<u>Race and ethnicity unknown</u>	<input type="text" value="104"/>	104
<b>TOTAL</b>	3,767	3,787

 **By Age**

Under 18	<input type="text" value="0"/>	
18-24	<input type="text" value="1,197"/>	
25-39	<input type="text" value="2,310"/>	
40 and Above	<input type="text" value="259"/>	
Age Unknown	<input type="text" value="1"/>	
<b>TOTAL</b>	3,767	3,787



Completers by Level

Institutions must report the number of students who earned an award by level. This screen will be shown for each of the following consolidated award levels for which there is a reported completion:

- Postsecondary awards, certificates, or diplomas of less than 1 academic year
  - Less than 900 clock hours, or
  - Less than 30 SEMESTER or TRIMESTER credit hours, or
  - Less than 45 QUARTER credit hours
- Postsecondary awards, certificates, or diplomas of at least 1 but less than 4 academic years
  - 900 or more clock hours, or
  - 30 or more SEMESTER or TRIMESTER credit hours, or
  - 45 or more QUARTER credit hours
- Associate's degrees
- Bachelor's degrees
- Master's degrees
- Doctor's degrees
- Postbaccalaureate and post-master's certificates

Doctor's degrees

Number of students by gender, by race and ethnicity, and by age earning this award between July 1, 2018 and June 30, 2019. Each student should be counted once per award level. For example, if a student earned a master's degree and a doctor's degree, he/she should be counted once in master's and once in doctor's. A student earning two master's degrees should be counted only once.

- Report Hispanic/Latino individuals of any race as Hispanic/Latino
- Report race for non-Hispanic/Latino individuals only

	Number of Students	Total Awards
<b>By Gender</b>		
Men	826	828
Women	1,137	1,137
<b>TOTAL</b>	1,963	1,965
<b>PY TOTAL</b>	<b>1,982</b>	

By Race/Ethnicity

<u>Nonresident alien</u>	353	353
<u>Hispanic/Latino</u>	233	233
<u>American Indian or Alaska Native</u>	2	2

<u>Asian</u>	<input type="text" value="157"/>	157
<u>Black or African American</u>	<input type="text" value="131"/>	131
<u>Native Hawaiian or Other Pacific Islander</u>	<input type="text" value="12"/>	12
<u>White</u>	<input type="text" value="991"/>	993
Two or more races	<input type="text" value="23"/>	23
<u>Race and ethnicity unknown</u>	<input type="text" value="61"/>	61
<b>TOTAL</b>	1,963	1,965

 **By Age**

Under 18	<input type="text" value="0"/>	
18-24	<input type="text" value="32"/>	
25-39	<input type="text" value="1,670"/>	
40 and Above	<input type="text" value="261"/>	
Age Unknown	<input type="text" value="0"/>	
<b>TOTAL</b>	1,963	1,965

Completers by Level


Institutions must report the number of students who earned an award by level. This screen will be shown for each of the following consolidated award levels for which there is a reported completion:

- Postsecondary awards, certificates, or diplomas of less than 1 academic year
  - Less than 900 clock hours, or
  - Less than 30 SEMESTER or TRIMESTER credit hours, or
  - Less than 45 QUARTER credit hours
- Postsecondary awards, certificates, or diplomas of at least 1 but less than 4 academic years
  - 900 or more clock hours, or
  - 30 or more SEMESTER or TRIMESTER credit hours, or
  - 45 or more QUARTER credit hours
- Associate's degrees
- Bachelor's degrees
- Master's degrees
- Doctor's degrees
- Postbaccalaureate and post-master's certificates

**Postbaccalaureate  
and post-master's  
certificates**

Number of students by gender, by race and ethnicity, and by age earning this award between July 1, 2018 and June 30, 2019. Each student should be counted once per award level. For example, if a student earned a master's degree and a doctor's degree, he/she should be counted once in master's and once in doctor's. A student earning two master's degrees should be counted only once.


- Report Hispanic/Latino individuals of any race as Hispanic/Latino
- Report race for non-Hispanic/Latino individuals only

	Number of Students	Total Awards
<b>By Gender</b>		
Men	<input type="text" value="252"/>	269
Women	<input type="text" value="530"/>	553
<b>TOTAL</b>	 782	822
<b>PY TOTAL</b>	48	

**By Race/Ethnicity**

<u>Nonresident alien</u>	<input type="text" value="67"/>	75
<u>Hispanic/Latino</u>	<input type="text" value="95"/>	100

<u>American Indian or Alaska Native</u>	<input type="text" value="4"/>	4
<u>Asian</u>	<input type="text" value="42"/>	45
<u>Black or African American</u>	<input type="text" value="49"/>	51
<u>Native Hawaiian or Other Pacific Islander</u>	<input type="text" value="0"/>	0
<u>White</u>	<input type="text" value="447"/>	463
Two or more races	<input type="text" value="18"/>	20
<u>Race and ethnicity unknown</u>	<input type="text" value="60"/>	64
<b>TOTAL</b>	<b>782</b>	<b>822</b>



 **By Age**

Under 18	<input type="text"/>	
18-24	<input type="text" value="118"/>	
25-39	<input type="text" value="507"/>	
40 and Above	<input type="text" value="157"/>	
Age Unknown	<input type="text"/>	
<b>TOTAL</b>	<b>782</b>	<b>822</b>

Prepared by

The name of the preparer is being collected so that we can follow up with the appropriate person in the event that there are questions concerning the data. The Keyholder will be copied on all email correspondence to other preparers.

The time it took to prepare this component is being collected so that we can continue to improve our estimate of the reporting burden associated with IPEDS. Please include in your estimate the time it took for you to review instructions, query and search data sources, complete and review the component, and submit the data through the Data Collection System.

Thank you for your assistance.

**This survey component was prepared by:**

<input checked="" type="radio"/>	Keyholder	<input type="radio"/>	SFA Contact	<input type="radio"/>	HR Contact
<input type="radio"/>	Finance Contact	<input type="radio"/>	Academic Library Contact	<input type="radio"/>	Other
Name:	<input type="text" value="Dr. Cathy Lebo"/>				
Email:	<input type="text" value="clebo@aa.ufl.edu"/>				

**How many staff from your institution only were involved in the data collection and reporting process of this survey component?**

<input type="text" value="4.00"/>	Number of Staff (including yourself)
-----------------------------------	--------------------------------------

**How many hours did you and others from your institution only spend on each of the steps below when responding to this survey component?**

*Exclude the hours spent collecting data for state and other reporting purposes.*

Staff member	Collecting Data Needed		Revising Data to Match IPEDS Requirements		Entering Data		Revising and Locking Data	
Your office	<input type="text" value="60.00"/>	hours	<input type="text" value="25.00"/>	hours	<input type="text" value="10.00"/>	hours	<input type="text" value="30.00"/>	hours
Other offices	<input type="text" value="20.00"/>	hours	<input type="text"/>	hours	<input type="text"/>	hours	<input type="text"/>	hours

## Summary

IPEDS collects important information regarding your institution. All data reported in IPEDS survey components become available in the IPEDS Data Center and appear as aggregated data in various Department of Education reports. Additionally, some of the reported data appears specifically for your institution through the College Navigator website and is included in your institution's Data Feedback Report (DFR). The purpose of this summary is to provide you an opportunity to view some of the data that, when accepted through the IPEDS quality control process, will appear on the College Navigator website and/or your DFR. College Navigator is updated approximately three months after the data collection period closes and Data Feedback Reports will be available through the [Data Center](#) and sent to your institution's CEO in November 2019.

Please review your data for accuracy. If you have questions about the data displayed below after reviewing the data reported on the survey screens, please contact the IPEDS Help Desk at: 1-877-225-2568 or [ipedshelp@rti.org](mailto:ipedshelp@rti.org).

## Summary of Completions Data

Award Level	Number of Completions	
	1 <sup>st</sup> major	2 <sup>nd</sup> major
<u>Postsecondary award, certificate, or diploma (less than 1 academic year)</u>	5	0
<u>Postsecondary award, certificate, or diploma (at least 1 but less than 2 academic years)</u>	245	0
<u>Associate's degree</u>	179	1
<u>Bachelors degree or equivalent</u>	9,364	299
<u>Postbaccalaureate certificate</u>	490	0
<u>Master's degree</u>	3,787	1
<u>Post-master's certificate</u>	332	0
<u>Doctor's degree - research/scholarship</u>	750	0
<u>Doctor's degree - professional practice</u>	1,215	0
Total number of degrees and certificates	16,367	

## Summary of Completers Data

	Number of Students		
	Men	Women	Total
All Completers	6,537	8,558	15,095

**Completions**

**University of Florida (134130)**

Source	Description	Severity	Resolved	Options
<b>Global Edits</b>				
Perform Edits	Current year completions (108) are outside the expected range when compared to completions reported in the prior year (69) for: Women, in CIP codes starting with(3.XXXX), award level (5). Please correct your data or explain. (Error #10506)	Explanation	Yes	
Reason: The institution is reporting post bachelorette and post-master certificate (Level 6 & 8)				
Perform Edits	Current year completions (198) are outside the expected range when compared to completions reported in the prior year (403) for: Men, in CIP codes starting with(11.XXXX), award level (7). Please correct your data or explain. (Error #10504)	Explanation	Yes	
Reason: The data have been verified. The male enrollment in these master's programs has decreased.				
Perform Edits	Current year completions (56) are outside the expected range when compared to completions reported in the prior year (113) for: Men, in CIP codes starting with(24.XXXX), award level (3). Please correct your data or explain. (Error #10504)	Explanation	Yes	
Reason: The data have been verified. The male enrollment in these master's programs has decreased.				
Perform Edits	Current year completions (70) are outside the expected range when compared to completions reported in the prior year (5) for: Men, in CIP codes starting with(51.XXXX), award level (8). Please correct your data or explain. (Error #10503)	Explanation	Yes	
Reason: The institution is reporting post bachelorette and post-master certificate (Level 6 & 8)				
Perform Edits	Current year completions (244) are outside the expected range when compared to completions reported in the prior year (22) for: Women, in CIP codes starting with(51.XXXX), award level (8). Please correct your data or explain. (Error #10505)	Explanation	Yes	
Reason: The institution is reporting post bachelorette and post-master certificate (Level 6 & 8)				
<b>Screen: Completers- Postbaccalaureate and post-master's certificates</b>				
Screen Entry	The total number of completers (Men + Women) reported for this award level (782) is outside the expected range when compared to the prior year value. Please correct your data or contact the IPEDS Help Desk for assistance. (Error #10584)	Explanation	Yes	
Reason: Adding in additional certificates (Level 6 & 8)				